

# PRICELIST 2023

your style. your comfort. your health.

## STATE OF OREGON

**Effective date: December 1st, 2023**

PRICE AGREEMENT #8313

STATE OF OREGON SOLICITATION (RFP) #DASPS-2196-18



Chair shown on front cover:  
251CH in Foundation Navy  
Standard with 30A and 22B



MAS tests and certifies our chairs and components as low-VOC emitting furniture

# TABLE OF CONTENTS

Carmel (8214, 8215, 8218, 82114, NS821).....	2
Carmel (8234, 8235, 8238, 82314, NS823).....	3
Carmel (8294, 8295, 8298, 82914) .....	4
Carmel (8213-37200, 82133-37200).....	5
Carmel (8233-37200, 82333-37200) .....	5
Carmel (BT81, BT82, BT83, BT84).....	6
Essentials (160, 161) .....	7
Essentials (162, 167) .....	8
Evergreen (603, 603A, 604, 604A) .....	9
Evolve (1515, 1518, 15114, NS151) .....	10
Evolve (1525, 1528, 15214, NS152) .....	11
Evolve (1535, 1538, 15314, NS153) .....	12
Evolve (1545, 1548, 15414, NS154) .....	13
Evolve (1555, 1558, 15514, NS155) .....	14
Evolve (1565, 1568, 15614, NS156).....	15
Evolve (151, 151CH, 153, 153CH).....	16
Evolve (152, 152CH, 154, 154CH).....	17
Evolve (15133-37200, 15233-37200) .....	18-19
Evolve (15333-37200, 15433-37200) .....	20-21
Evolve (15533-37200, 15633-37200) .....	22-23
Evolve (BT15, BT16, BT17, BT18) .....	24-25
Evolve (9531NA, 9531A, 9534NA, 9534A) .....	26
Evolve (9541NA, 9541A, 9544NA, 9544A) .....	27
Fury (9961NA, 9961A, 9964NA, 9964A) .....	28
Internet (4814, 4815, 4818, 48114, NS481) .....	29
Internet (4834, 4835, 4838, 48314, NS483) .....	30
Internet (MP484, MP484-14CONT, MP484-NSCONT).....	31
Internet (4894, 4895, 4898, 48914) .....	32
Internet (4813-37200, 48133-37200).....	33
Internet (4833-37200, 48333-37200) .....	34
Internet (BT41, BT42) .....	35
Link (150NA, 150A, 152NA, 152A) .....	36-37
Manhattan (6934, 6935, 6938, 69314) .....	38
Manhattan (6944, 6945, 6948, 69414) .....	39
Manhattan (6984, 6985, 6988, 69814) .....	40
Manhattan (6994, 6995, 6998, 69914) .....	41
Metro (2006, 20050) .....	42
Metro (2086, 20850) .....	43
Multi-Shift (9806, 98050) .....	44
Multi-Shift (9826, 98250) .....	45
Multi-Shift (9896, 98950) .....	46
Phoenix (2415, 2418, 24114, NS241) .....	47
Phoenix (2435, 2438, 24314, NS243) .....	48
Phoenix (MP244, MP244-14CONT, MP244-NSCONT).....	49
Phoenix (241, 241CH, 243, 243CH) .....	50
Phoenix (24133-37200, 24333-37200) .....	51
Phoenix (BT21, BT22, BT23, BT24) .....	52-53
Phoenix (9241NA, 9241A, 9244NA, 9244A) .....	54
Protask (5804, 5805, 5808, 58014, NS580) .....	55
Protask (5824, 5825, 5828, 58214, NS582) .....	56
Protask (5844, 5845, 5848, 58414, NS584) .....	57
Protask (5874, 5875, 5878, 58714, NS587) .....	58
Protask (5823-37200, 58233-37200).....	59
Protask (5843-37200, 58433-37200) .....	60
Protask (BT51, BT52, BT55, BT56) .....	61-62
Rainier (R2, R2-8, R2-14, NSR2) .....	63
Rainier (R4, R4-8, R4-14, NSR4) .....	64
Rainier (R6, R6-8, R6-14, NSR6) .....	65
Rainier (R8, R8-8, R8-14, NSR8) .....	66
Rainier (R1-33-37200, R3-33-37200) .....	67-68

Ray (4225, 4228, 42214, NS422) .....	69
Ray (4235, 4238, 42314, NS423) .....	70
Ray (4295, 4298, 42914) .....	71
Ray (42233-37200, 42333-37200) .....	72-73
Sidekick (701, 701A, 703, 703A) .....	74
Sidekick (702, 702A, 704, 704A) .....	75
Sienna (8425, 8428, 84214, NS842) .....	76
Sienna (8435, 8438, 84314, NS843) .....	77
Sienna (MP844, MP844-14CONT, MP844-NSCONT) .....	78
Sienna (842, 842CH, 843, 843CH) .....	79
Sienna (84233-37200, 84333-37200) .....	80-81
Sienna (9841NA, 9841A, 9844NA, 9844A) .....	82
Sierra (8526, 85250) .....	83
Sierra (8536, 85350) .....	84
Sierra (MP854, MP854-50CONT) .....	85
Stools (5911, 5931) .....	86
Tech (1435, 1438, 14314, NS143) .....	87
Tech (1445, 1448, 14414, NS144) .....	88
Tech (1455, 1458, 14514, NS145) .....	89
Tech (143, 143CH, 144, 144CH) .....	90-91
Tech (14333-37200, 14433-37200).....	92-93
Tech (14533-37200) .....	94
Tech (BT11, BT12, BT13, BT14).....	95-96
Tech (9431NA, 9431A, 9434NA, 9434A) .....	97
Tech (9441NA, 9441A, 9444NA, 9444A) .....	98
Trademark (2515, 2518, 25114, NS251) .....	99
Trademark (2535, 2538, 25314, NS253).....	100
Trademark (MP254,MP254-14CONT,MP254-NSCONT)...	101
Trademark (2595, 2598, 25914) .....	102
Trademark (MP258,MP258-14CONT,MP258-NSCONT)...	103
Trademark (251, 251CH, 253, 253CH) .....	104
Trademark (25133-37200, 25333-37200) .....	105-106
Trademark (BT25, BT26, BT27, BT28) .....	107-108
Trademark (9251NA, 9251A, 9254NA, 9254A) .....	109
Tuxedo (4515, 4518, 45114, 45115, NS451) .....	110
Tuxedo (4535, 4538, 45314, 45315, NS453) .....	111
Tuxedo (4585, 4588, 45814).....	112
Verte (22205, 22214, 22305, 22314).....	113
Verte (22005, 22014, 22105, 22114) .....	114
Wink (3925, 3928, 39214, NS392) .....	115
Wink (3935, 3938, 39314, NS393) .....	116
Wink (380, 380-7, 390, 390-7) .....	117

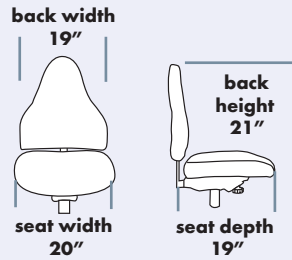
## GENERAL

About RFM/Chair Ergonomics.....	118
MAS Certification.....	119
Product Warranty/ Care and Maintenance.....	120
Warranty Request Form.....	121
C.O.M. Order Form.....	122
C.O.M. Fabric Instructions.....	123
Fabric Options.....	124-127
Quickship/Mesh Color Options.....	127
Control Options.....	128-129
Seat Height Chart.....	130-131
How to Order/Contact Information.....	132
Specialty Options.....	133
Standard Options.....	134

# CARMEL 8200

## STANDARD FEATURES

- Accommodates up to 300lbs
- Meets CAL 117-2013
- 13B - 28" black nylon base
- 55mm dual wheeled, hooded casters
- 64L - Thoracic ridge
- Upholstered outback standard in black air knit fabric
- Standard seat height approx. range for model pictured (floor to top of seat): 19" to 22-1/2" (with 100mm cylinder)



Model 8215

**OPTIONS** See pages 133-134 for additional options



8214 Task	Arm	B	C (com)	D	E (col)	F	G	L
-----------	-----	---	---------	---	---------	---	---	---

**MEDIUM BACK**  
Multi-function 04-control, w/seat slider  
Armless 592.35 608.30 629.75 660.00 700.70 764.50 891.00

8215 Task	Arm	B	C (com)	D	E (col)	F	G	L
-----------	-----	---	---------	---	---------	---	---	---

**MEDIUM BACK**  
Ratchet back, multi-function 05-control w/seat slider  
Armless 635.25 651.20 672.65 702.90 743.60 807.40 933.90

Domestically sourced, 55-control with integrated seat slider **82.50**

8218 Task	Arm	B	C (com)	D	E (col)	F	G	L
-----------	-----	---	---------	---	---------	---	---	---

**MEDIUM BACK**  
Ratchet back, multi-function 08-control w/built-in seat slider, knee tilt  
Armless 765.05 781.00 802.45 832.70 873.40 937.20 1063.70

82114 Task	Arm	B	C (com)	D	E (col)	F	G	L
------------	-----	---	---------	---	---------	---	---	---

**MEDIUM BACK**  
Advanced synchro tilt control w/ built-in seat slider, tilt lock and ratchet back  
Armless 635.25 651.20 672.65 702.90 743.60 807.40 933.90

NS821 Task	Arm	B	C (com)	D	E (col)	F	G	L
------------	-----	---	---------	---	---------	---	---	---

**MEDIUM BACK**  
Enhanced task 07 control and ratchet back w/ seat slider  
Armless 619.85 635.80 657.25 687.50 728.20 792.00 918.50



**01A**  
Fold away arm with vertical and horizontal adjustment. Standard with 10P arm pad.  
**143.00**



**18A**  
360 degree pivot, vertically and horizontally adjustable arm, standard with 10P arm pad.  
**104.50**



**23A**  
Forward angled, vertically and horizontally adjustable arm, standard with 10P arm pad.  
**94.05**



**25A**  
Vertical and horizontal adjustable "T" arm. Standard with 10P arm pad.  
**79.75**



**37A**  
4-way, multifunction, vertical and horizontal adjustment w/built in pad. Pads cannot be changed.  
**108.35**

## SEAT SIZE OPTIONS

480 Small 18-1/2 w x 17-1/2 d	N/C	1100 X-Small Tractor 19-3/4 w x 19-3/4 d	35.75
482 Medium 20 w x 19 d	Standard	1200 Small Tractor 22 w x 19-3/4 d	35.75
484 Large 21 w x 20 d	N/C	1300 Medium Tractor 22-1/2 w x 20-1/4 d	35.75
490 X-Large 23 w x 21 d	N/C	1500 Deep Tractor 24-1/4 w x 19-3/4 d	99.00
1900 Molded Tractor 21 w x 19 d	N/C		

## POPULAR OPTIONS

- 70P Extra thick, soft arm pad **11.00**
- 25F RFoM (memory foam) **50.05**
- 60L Air Lumbar **90.20**
- 65HR Articulating headrest **254.10**

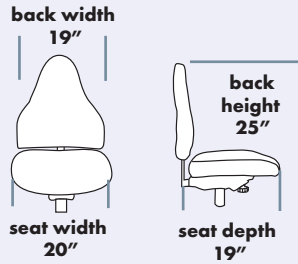
## 24/7 UPGRADE

- 24/7 Upgrade **196.35**  
**Includes:**  
Seat Slider  
28" Heavy duty base  
70mm Heavy duty casters  
9 Ply seat shell  
Dual Density Foam
- \*24/7 Upgrade option only available on 05, 14, and NS models.*

# CARMEL 8200

## STANDARD FEATURES

- Accommodates up to 300lbs
- Meets CAL 117-2013
- 13B - 28" black nylon base
- 55mm dual wheeled, hooded casters
- 64L - Thoracic ridge
- Upholstered outback standard with black air knit fabric
- Standard seat height approx. range for model pictured (floor to top of seat): 19" to 22-1/2" (with 100mm cylinder)



Model 8235

**OPTIONS** See pages 133-134 for additional options



### 8234 Task

**MANAGERS HIGH BACK**  
Multi-function 04-control w/seat slider

Arm	B	C (com)	D	E (col)	F	G	L
Armless	622.60	638.55	660.00	690.25	730.95	794.75	921.25

### 8235 Task

**MANAGERS HIGH BACK**  
Ratchet back, multi-function 05-control w/seat slider

Arm	B	C (com)	D	E (col)	F	G	L
Armless	665.50	681.45	702.90	733.15	773.85	837.65	964.15

Domestically sourced, 55-control with integrated seat slider

**82.50**

### 8238 Task

**MANAGERS HIGH BACK**  
Ratchet back, multi-function 08-control w/ built-in seat slider, knee tilt

Arm	B	C (com)	D	E (col)	F	G	L
Armless	795.30	811.25	832.70	862.95	903.65	967.45	1093.95

### 82314 Task

**MANAGERS HIGH BACK**  
Advanced synchro tilt control w/ built-in seat slider, tilt lock and ratchet back

Arm	B	C (com)	D	E (col)	F	G	L
Armless	665.50	681.45	702.90	733.15	773.85	837.65	964.15

### NS823 Task

**MANAGERS HIGH BACK**  
Enhanced task 07-control, ratchet back w/seat slider

Arm	B	C (com)	D	E (col)	F	G	L
Armless	650.10	666.05	687.50	717.75	758.45	822.25	948.75



**01A**  
Fold away arm with vertical and horizontal adjustment. Standard with 10P arm pad.  
**143.00**



**18A**  
360 degree pivot, vertically and horizontally adjustable arm, standard with 10P arm pad.  
**104.50**



**23A**  
Forward angled, vertically and horizontally adjustable arm, standard with 10P arm pad.  
**94.05**



**25A**  
Vertical and horizontal adjustable "T" arm. Standard with 10P arm pad.  
**79.75**



**37A**  
4-way, multifunction, vertical and horizontal adjustment w/built in pad. Pads cannot be changed.  
**108.35**

## SEAT SIZE OPTIONS

<b>480 Small</b> 18-1/2 w x 17-1/2 d	N/C	<b>1100 X-Small Tractor</b> 19-3/4 w x 19-3/4 d	<b>35.75</b>
<b>482 Medium</b> 20 w x 19 d	<b>Standard</b>	<b>1200 Small Tractor</b> 22 w x 19-3/4 d	<b>35.75</b>
<b>484 Large</b> 21 w x 20 d	N/C	<b>1300 Medium Tractor</b> 22-1/2 w x 20-1/4 d	<b>35.75</b>
<b>490 X-Large</b> 23 w x 21 d	N/C	<b>1500 Deep Tractor</b> 24-1/4 w x 19-3/4 d	<b>99.00</b>
<b>1900 Molded Tractor</b> 21 w x 19 d	N/C		

## POPULAR OPTIONS

■ <b>70P</b> Extra thick, soft arm pad	<b>11.00</b>
■ <b>25F</b> RFoAM (memory foam)	<b>50.05</b>
■ <b>60L</b> Air Lumbar	<b>90.20</b>
■ <b>70L</b> Air Thoracic	<b>90.20</b>
■ <b>68L</b> Air Lumbar & Thoracic	<b>143.55</b>
■ <b>65HR</b> Articulating headrest	<b>254.10</b>

## 24/7 UPGRADE

- **24/7 Upgrade 196.35**  
**Includes:**  
Seat Slider  
28" Heavy duty base  
70mm Heavy duty casters  
9 Ply seat shell  
Dual Density Foam
- \*24/7 Upgrade option only available on 05, 14, and NS models.*

# CARMEL 8200

## STANDARD FEATURES

- Accommodates up to 300lbs
- Meets CAL 117-2013
- 13B - 28" black nylon base
- 55mm dual wheeled, hooded casters
- 64L - Thoracic ridge
- Upholstered outback standard with black air knit fabric
- Standard seat height approx. range for model pictured (floor to top of seat): 19" to 22-1/2" (with 100mm cylinder)

back width  
19 3/4"



seat width  
21"

back height  
32 1/2"

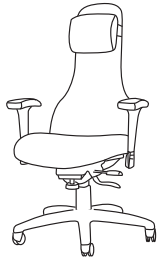


seat depth  
20"



Model 8295

**OPTIONS** See pages 133-134 for additional options



### 8294 Task

**EXECUTIVE HIGH BACK**  
w/pillow, ratchet back, multi-function  
04-control w/seat slider

Arm	B	C (com)	D	E (col)	F	G	L
-----	---	---------	---	---------	---	---	---

Armless	798.60	818.40	844.25	886.60	941.60	1025.20	1170.40
---------	--------	--------	--------	--------	--------	---------	---------

### 8295 Task

**EXECUTIVE HIGH BACK**  
w/pillow, ratchet back, multi-function  
05-control w/seat slider

Arm	B	C (com)	D	E (col)	F	G	L
-----	---	---------	---	---------	---	---	---

Armless	841.50	861.30	887.15	929.50	984.50	1068.10	1213.30
---------	--------	--------	--------	--------	--------	---------	---------

### 8298 Task

**EXECUTIVE HIGH BACK**  
w/pillow, ratchet back, multi-function  
08-control w/built-in seat slider, knee tilt

Arm	B	C (com)	D	E (col)	F	G	L
-----	---	---------	---	---------	---	---	---

Armless	971.30	991.10	1016.95	1059.30	1114.30	1197.90	1343.10
---------	--------	--------	---------	---------	---------	---------	---------

### 82914 Task

**EXECUTIVE HIGH BACK**  
w/pillow, advanced synchro tilt 14-control w/built-in seat slider, tilt lock and ratchet back.

Arm	B	C (com)	D	E (col)	F	G	L
-----	---	---------	---	---------	---	---	---

Armless	841.50	861.30	887.15	929.50	984.50	1068.10	1213.30
---------	--------	--------	--------	--------	--------	---------	---------

### NS829 Task

**EXECUTIVE HIGH BACK**  
w/pillow, enhanced task 07-control w/ratchet back and seat slider

Arm	B	C (com)	D	E (col)	F	G	L
-----	---	---------	---	---------	---	---	---

Armless	826.10	845.90	871.75	914.10	969.10	1052.70	1197.90
---------	--------	--------	--------	--------	--------	---------	---------



**01A**  
Fold away arm with vertical and horizontal adjustment. Standard with 10P arm pad.  
**143.00**



**18A**  
360 degree pivot, vertically and horizontally adjustable arm, standard with 10P arm pad.  
**104.50**



**23A**  
Forward angled, vertically and horizontally adjustable arm, standard with 10P arm pad.  
**94.05**



**25A**  
Vertical and horizontal adjustable "T" arm. Standard with 10P arm pad.  
**79.75**



**37A**  
4-way, multifunction, vertical and horizontal adjustment w/built in pad. Pads cannot be changed.  
**108.35**

## SEAT SIZE OPTIONS

<b>480 Small</b> 18-1/2 w x 17-1/2 d	N/C	<b>1100 X-Small Tractor</b> 19-3/4 w x 19-3/4 d	<b>35.75</b>
<b>482 Medium</b> 20 w x 19 d	N/C	<b>1200 Small Tractor</b> 22 w x 19-3/4 d	<b>35.75</b>
<b>484 Large</b> 21 w x 20 d	Standard	<b>1300 Medium Tractor</b> 22-1/2 w x 20-1/4 d	<b>35.75</b>
<b>490 X-Large</b> 23 w x 21 d	N/C	<b>1500 Deep Tractor</b> 24-1/4 w x 19-3/4 d	<b>99.00</b>
<b>1900 Molded Tractor</b> 21 w x 19 d	N/C		

## POPULAR OPTIONS

- 70P** Extra thick, soft arm pad **11.00**
- 25F** RFoM (memory foam) **50.05**
- 60L** Air Lumbar **90.20**
- 70L** Air Thoracic **90.20**
- 68L** Air Lumbar & Thoracic **143.55**

## 24/7 UPGRADE

- 24/7 Upgrade 196.35**

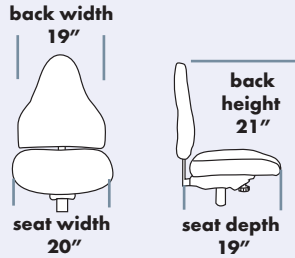
**Includes:**  
Seat Slider  
28" Heavy duty base  
70mm Heavy duty casters  
9 Ply seat shell  
Dual Density Foam

*\*24/7 Upgrade option only available on 05, 14, and NS models.*

# CARMEL 8200

## STANDARD FEATURES

- Accommodates up to 300lbs
- Meets CAL 117-2013
- 13B - 28" black nylon base
- 55mm dual wheeled, hooded casters
- 64L - Thoracic ridge
- Upholstered outback standard with black air knit fabric
- 37FR - Adjustable height foot ring
- Standard seat height approx. range for model pictured (floor to top of seat) : 25" to 32" (with 200mm cylinder)



Model 82133-37200

## OPTIONS

See pages 133-134 for additional options

[CLICK HERE FOR APPROXIMATE STOOL HEIGHT GUIDELINES](#)

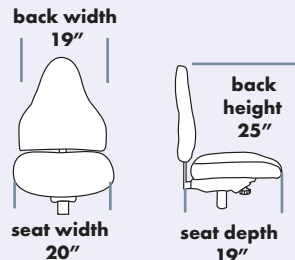
NOTE: please specify stool kit 37200 or 37270

8213-37200 Stool	Arm	B	C (com)	D	E (col)	F	G	L
<b>MEDIUM BACK</b> Tri-action 03-control	Armless	672.65	688.60	710.05	740.30	781.00	844.80	971.30

82133-37200 Stool	Arm	B	C (com)	D	E (col)	F	G	L
<b>MEDIUM BACK</b> Ratchet back, tri-action 33-control	Armless	714.45	730.40	751.85	782.10	822.80	886.60	1013.10

## STANDARD FEATURES

- Accommodates up to 300lbs
- Meets CAL 117-2013
- 13B - 28" black nylon base
- 55mm dual wheeled, hooded casters
- 64L - Thoracic ridge
- Upholstered outback standard with black air knit fabric
- 37FR - Adjustable height foot ring
- Standard seat height approx. range for model pictured (floor to top of seat) : 25" to 32" (with 200mm cylinder)



Model 82333-37200

## OPTIONS

See pages 133-134 for additional options

[CLICK HERE FOR APPROXIMATE STOOL HEIGHT GUIDELINES](#)

NOTE: please specify stool kit 37200 or 37270

8233-37200 Stool	Arm	B	C (com)	D	E (col)	F	G	L
<b>MANAGERS HIGH BACK</b> Tri-action 03-control	Armless	702.90	718.85	740.30	770.55	811.25	875.05	1001.55

82333-37200 Stool	Arm	B	C (com)	D	E (col)	F	G	L
<b>MANAGERS HIGH BACK</b> Ratchet back, tri-action 33-control	Armless	744.70	760.65	782.10	812.35	853.05	916.85	1043.35

## SEAT SIZE OPTIONS

<b>480 Small</b> 18-1/2 w x 17-1/2 d	N/C	<b>1100 X-Small Tractor</b> 19-3/4 w x 19-3/4 d	35.75
<b>482 Medium</b> 20 w x 19 d	Standard	<b>1200 Small Tractor</b> 22 w x 19-3/4 d	35.75
<b>484 Large</b> 21 w x 20 d	N/C	<b>1300 Medium Tractor</b> 22-1/2 w x 20-1/4 d	35.75
<b>490 X-Large</b> 23 w x 21 d	N/C	<b>1500 Deep Tractor</b> 24-1/4 w x 19-3/4 d	99.00
<b>1900 Molded Tractor</b> 21 w x 19 d	N/C		

## STOOL POPULAR OPTIONS

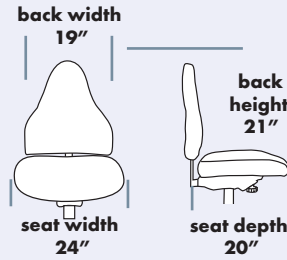
- 70P Extra thick, soft arm pad **11.00**
- 25F RFoAM (memory foam) **50.05**
- 60L Air Lumbar **90.20**
- 33SS Seat Slider **33.00**
- 16B Foot ring base w/60mm caster. Only available in 175mm or 200mm cylinder. **N/C**



# CARMEL 8200

## STANDARD FEATURES

- Accommodates up to 400lbs
- Meets CAL 117-2013
- 27B - 28" black nylon reinforced base
- 911C - 70mm heavy-duty casters
- 64L - Thoracic ridge & 14BB - Extended back bar
- Upholstered outback standard with black air knit fabric
- 11 Ply seat shell
- Standard seat height approx. range for model pictured (floor to top of seat): 19-1/4" to 22-3/4" (with 100mm cylinder)



Model BT81

## OPTIONS See pages 133-134 for additional options

Not available: 04, 08, 09, 18, 23, 24 & 37 Arms; 33 Seat Slider



### BT81 Task

#### MEDIUM BACK

Enhanced ratchet back swivel tilter 07-control

Arm	B	C (com)	D	E (col)	F	G	L
-----	---	---------	---	---------	---	---	---

Armless 768.35 784.30 805.75 836.00 876.70 940.50 1067.00

### BT82 Task

#### MEDIUM BACK

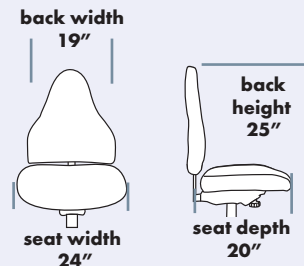
Ratchet back with heavy duty, multi-function infinite tilt lock 50-control w/longer, easy-access cylinder paddle

Arm	B	C (com)	D	E (col)	F	G	L
-----	---	---------	---	---------	---	---	---

Armless 783.75 799.70 821.15 851.40 892.10 955.90 1082.40

## STANDARD FEATURES

- Accommodates up to 400lbs
- Meets CAL 117-2013
- 27B - 28" black nylon reinforced base
- 911C - 70mm heavy-duty casters
- 64L - Thoracic ridge & 14BB - Extended back bar
- Upholstered outback standard with black air knit fabric
- 11 Ply seat shell
- Standard seat height approx. range for model pictured (floor to top of seat): 19-1/4" to 22-3/4" (with 100mm cylinder)



Model BT83

## OPTIONS See pages 133-134 for additional options

Not available: 04, 08, 09, 18, 23, 24 & 37 Arms; 33 Seat Slider



### BT83 Task

#### MANAGERS HIGH BACK

Enhanced ratchet back swivel tilter 07-control

Arm	B	C (com)	D	E (col)	F	G	L
-----	---	---------	---	---------	---	---	---

Armless 798.60 814.55 836.00 866.25 906.95 970.75 1097.25

### BT84 Task

#### MANAGERS HIGH BACK

Ratchet back with heavy duty, multi-function infinite tilt lock 50-control w/ longer, easy-access cylinder paddle

Arm	B	C (com)	D	E (col)	F	G	L
-----	---	---------	---	---------	---	---	---

Armless 814.00 829.95 851.40 881.65 922.35 986.15 1112.65

## SEAT SIZE OPTIONS

2021 X-Small 24 w x 18 d	N/C
2022 Small 24 w x 19 d	N/C
2023 Medium 24 w x 20 d	Standard
2024 Large 24 w x 21 d	N/C

## BT POPULAR OPTIONS

- 70P Extra thick, soft arm pad 11.00
- 25F RFoam (memory foam) 50.05
- 60L Air Lumbar 90.20
- 65HR Articulating headrest 254.10
- 24/7 Upgrade for BT models 231.00

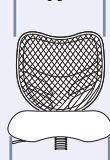


# ESSENTIALS 160

## STANDARD FEATURES

- Accommodates up to 300lbs
- Meets CAL 117-2013
- 27" High hub base standard
- Black mesh back
- Comfort molded foam tractor seat
- Standard seat height approx. range for model pictured (floor to top of seat) : 18-3/4" to 23"

back width  
19"



seat width  
21"

back height  
19 1/2"

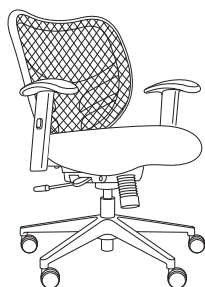


seat depth  
19"



Model 160

Features on the Essentials are standard and additional options are not available.



## 160 Task

Standard  
black air knit fabric

B

C  
(com)

D

E  
(col)

F

G

L

### BLACK SWIVEL

Simple syncro up/down arm rest  
w/seat slider

357.50

400.40

410.30

422.40

439.45

465.85

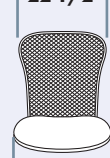
504.35

568.70

## STANDARD FEATURES

- Accommodates up to 300lbs
- Meets CAL 117-2013
- 27" base standard
- Black mesh back
- High density, highly resilient seat foam
- Adjustable lumbar support has a 4" vertical range to support all back sizes
- Standard seat height approx. range (floor to top of seat) for model pictured: 18-3/4" to 22-3/4"

back width  
22 1/2"



seat width  
21 1/4"

back height  
27"




seat depth  
19 3/4"



Model 161

Features on the Essentials are standard and additional options are not available.



## 161 Task

Standard  
black air knit fabric

B

C  
(com)

D

E  
(col)

F

G

L

### BLACKSWIVEL

Simple syncro up/down arm rest

407.00

449.90

459.80

471.90

488.95

515.35

553.85

618.20

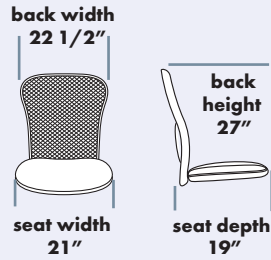
## ESSENTIALS POPULAR OPTIONS

- 30C Hard floor casters 33.00
- 68HR Black leather headrest 63.25  
(only available on models 161 and 162)

# ESSENTIALS 160

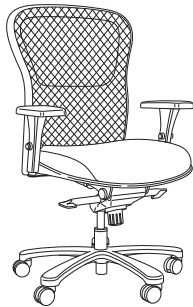
## STANDARD FEATURES

- Accommodates up to 300lbs
- Meets CAL 117-2013
- 27" base standard
- Black mesh back
- High density, highly resilient seat foam
- Adjustable lumbar support has a 4" vertical range to support all back sizes
- Standard seat height approx. range for model pictured (floor to top of seat): 19-1/2" to 22-1/4"



Model 162

Features on the Essentials are standard and additional options are not available.



## 162 Task

**BLACK SWIVEL**  
2:1 knee syncro, multi-function arm rest with four position adjustments, chair locks into 5 different positions within the full tilt range

**Standard**  
black leather

B	C	D	E	F	G	L
(com)		(col)				
526.90	536.80	548.90	565.95	592.35	630.85	695.20

484.00

526.90

536.80

548.90

565.95

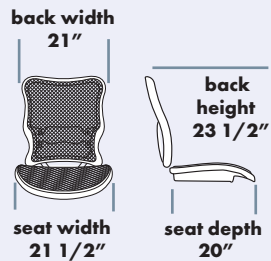
592.35

630.85

695.20

## STANDARD FEATURES

- Accommodates up to 300lbs
- Meets CAL 117-2013 and CAL 133
- 27" high hub base standard
- Black mesh seat and back
- Adjustable lumbar support provides a 3-1/2" vertical range to support all back sizes
- Padded waterfall front edge
- Standard seat height approx. range for model pictured (floor to top of seat): 18-3/4" to 21-1/4"



Model 167

Features on the Essentials are standard and additional options are not available.



## 167 Task

**MESH ON MESH SWIVEL**  
Multi-function arm rest with four position adjustment, advanced synchro tilt control w/ built-in seat slider and tilt lock

**Standard**  
black mesh

506.00

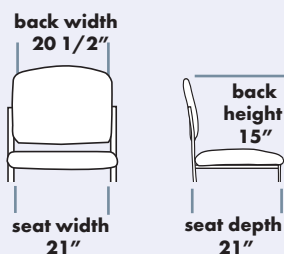
## ESSENTIALS POPULAR OPTIONS

- 30C** Hard floor casters **33.00**
- 68HR** Black leather headrest **63.25**  
*(only available on models 161 and 162)*

# EVERGREEN 600

## STANDARD FEATURES

- Accommodates up to 300lbs
- Meets CAL 117-2013
- Heavy gauge (14GA), 1-1/8" diameter tubular steel frame
- High density foam seat and back
- Non-marring glides
- Does not stack
- Standard seat height: 19"



Model 603A

**OPTIONS** Available options are listed below.

## DIMENSIONS

Outside of the arm pads: 23 1/2"

Top of the back to the floor: 34"



### 603 Guest Lobby

Sled base style steel frame guest chair in black powder coat, armless

Arm	B	C (com)	D	E (col)	F	G	L
-----	---	---------	---	---------	---	---	---

Armless	442.75	458.70	480.15	510.40	551.10	614.90	741.40
---------	--------	--------	--------	--------	--------	--------	--------

### 603A Guest Lobby

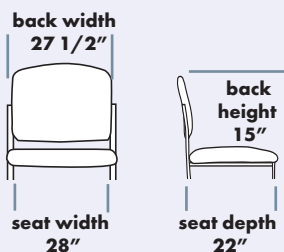
Sled base style steel frame guest chair in black powder coat, with urethane padded arms

Arm	B	C (com)	D	E (col)	F	G	L
-----	---	---------	---	---------	---	---	---

Arm	506.00	521.95	543.40	573.65	614.35	678.15	804.65
-----	--------	--------	--------	--------	--------	--------	--------

## STANDARD FEATURES

- Accommodates up to 500lbs
- Meets CAL 117-2013
- Heavy gauge (14GA), 1-1/8" diameter tubular steel frame
- High density foam seat and back
- Non-marring glides
- Does not stack
- Standard seat height: 19"



Model 604A

**OPTIONS** Available options are listed below.

## DIMENSIONS

Outside of the arm pads: 30 1/2"

Top of the back to the floor: 34"



### 604 Guest Lobby

Bariatric sled base style steel frame guest chair in black powder coat, armless

Arm	B	C (com)	D	E (col)	F	G	L
-----	---	---------	---	---------	---	---	---

Armless	525.25	541.20	562.65	592.90	633.60	697.40	823.90
---------	--------	--------	--------	--------	--------	--------	--------

### 604A Guest Lobby

Bariatric sled base style steel frame guest chair in black powder coat, with urethane padded arms

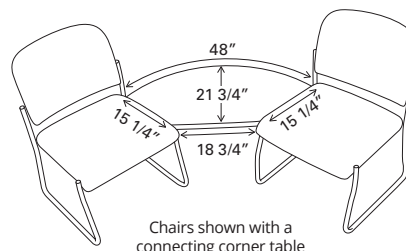
Arm	B	C (com)	D	E (col)	F	G	L
-----	---	---------	---	---------	---	---	---

Arm	588.50	604.45	625.90	656.15	696.85	760.65	887.15
-----	--------	--------	--------	--------	--------	--------	--------

## EVERGREEN POPULAR OPTIONS

- Bridge Table 23 w x 15 1/2 d **101.75**
- Corner Table see line drawing (right) for dimensions **242.00**
- Ganging Plate (2 ganging plates required to attach bridge or corner table.) **57.20**

Chairs require assembly

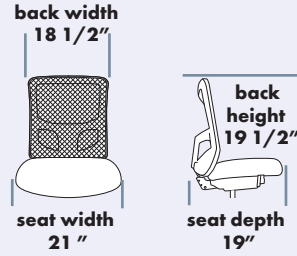


Chairs shown with a connecting corner table

# EVOLVE 1500

## STANDARD FEATURES

- Accommodates up to 300lbs
- Meets CAL 117-2013
- 17B - 28" black nylon high hub base
- 60mm dual wheeled casters
- 1900 comfort molded foam tractor seat
- Defined contoured lumbar area
- Height adjustable, black mesh back
- Standard seat height approx. range for model pictured (floor to top of seat) : 18" to 21" (with 1101 cylinder)



Model 15114

**OPTIONS** See pages 133-134 for additional options



### 1515 Task

#### MEDIUM BACK

Ratchet back, multi-function 05-control w/ seat slider

Domestically sourced, 55-control with integrated seat slider

Arm	B	C (com)	D	E (col)	F	G	L
Armless	448.25	458.15	470.25	487.30	513.70	552.20	616.55

82.50

### 1518 Task

#### MEDIUM BACK

Ratchet back, multi-function 08-control w/built-in seat slider, knee tilt

Arm	B	C (com)	D	E (col)	F	G	L
Armless	578.05	587.95	600.05	617.10	643.50	682.00	746.35

### 15114 Task

#### MEDIUM BACK

Advanced synchro tilt control w/ built-in seat slider, tilt lock and ratchet back

Arm	B	C (com)	D	E (col)	F	G	L
Armless	448.25	458.15	470.25	487.30	513.70	552.20	616.55

### NS151 Task

#### MEDIUM BACK

Enhanced task 07 control and ratchet back w/ seat slider

Arm	B	C (com)	D	E (col)	F	G	L
Armless	432.85	442.75	454.85	471.90	498.30	536.80	601.15



**01A**  
Fold away arm with vertical and horizontal adjustment. Standard with 10P arm pad.  
**143.00**



**18A**  
360 degree pivot, vertically and horizontally adjustable arm, standard with 10P arm pad.  
**104.50**



**23A**  
Forward angled, vertically and horizontally adjustable arm, standard with 10P arm pad.  
**94.05**



**25A**  
Vertical and horizontal adjustable "T" arm. Standard with 10P arm pad.  
**79.75**



**37A**  
4-way, multifunction, vertical and horizontal adjustment w/built in pad. Pads cannot be changed.  
**108.35**

## MESH OPTIONS

Teknit Mesh Color  
Bleach Cleanable **41.00**

Standard Mesh Color **28.00**

[CLICK HERE FOR COLOR OPTIONS](#)

[CLICK HERE FOR LOGO INFORMATION](#)

## SEAT SIZE OPTIONS

<b>480 Small</b> 18-1/2 w x 17-1/2 d	N/C	<b>1100 X-Small Tractor</b> 19-3/4 w x 19-3/4 d	<b>35.75</b>
<b>482 Medium</b> 20 w x 19 d	N/C	<b>1200 Small Tractor</b> 22 w x 19-3/4 d	<b>35.75</b>
<b>484 Large</b> 21 w x 20 d	N/C	<b>1300 Medium Tractor</b> 22-1/2 w x 20-1/4 d	<b>35.75</b>
<b>490 X-Large</b> 23 w x 21 d	N/C	<b>1500 Deep Tractor</b> 24-1/4 w x 19-3/4 d	<b>99.00</b>
<b>1900 Molded Tractor</b> 21 w x 19 d	<b>Standard</b>		

## POPULAR OPTIONS

- **70P** Extra thick, soft arm pad **11.00**
- **25F** RFoAM (memory foam) **50.05**
- **60L** Air Lumbar **90.20**

## 24/7 UPGRADE

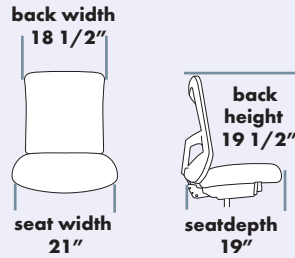
- **24/7 Upgrade 196.35**  
**Includes:**  
Seat Slider  
28" Heavy duty base  
70mm Heavy duty casters  
9 Ply seat shell  
Dual Density Foam

*\*24/7 Upgrade option only available on 05, 14, and NS models.*

# EVOLVE 1500

## STANDARD FEATURES

- Accommodates up to 300lbs
- Meets CAL 117-2013
- 17B - 28" black nylon high hub base
- 60mm dual wheeled casters
- 1900 comfort molded foam tractor seat
- Defined contoured lumbar area
- Height adjustable, upholstered back
- Standard seat height approx. range for model pictured (floor to top of seat) : 18-3/4" to 21-3/4" (with 1101 cylinder)



Model 1525-482S

**OPTIONS** See pages 133-134 for additional options



### 1525 Task

**MEDIUM BACK**  
Ratchet back, multi-function  
05-control w/ seat slider

Domestically sourced, 55-control with integrated seat slider

Arm	B	C (com)	D	E (col)	F	G	L
Armless	525.25	541.20	562.65	592.90	633.60	697.40	823.90
				82.50			

### 1528 Task

**MEDIUM BACK**  
Ratchet back, multi-function 08-  
control w/built-in seat slider, knee tilt

Arm	B	C (com)	D	E (col)	F	G	L
Armless	655.05	671.00	692.45	722.70	763.40	827.20	953.70

### 15214 Task

**MEDIUM BACK**  
Advanced synchro tilt control w/ built-in  
seat slider, tilt lock and ratchet back

Arm	B	C (com)	D	E (col)	F	G	L
Armless	525.25	541.20	562.65	592.90	633.60	697.40	823.90

### NS152 Task

**MEDIUM BACK**  
Enhanced task 07 control, ratchet  
back w/ seat slider

Arm	B	C (com)	D	E (col)	F	G	L
Armless	509.85	525.80	547.25	577.50	618.20	682.00	808.50



**01A**  
Fold away arm with vertical and horizontal adjustment. Standard with 10P arm pad.  
**143.00**



**18A**  
360 degree pivot, vertically and horizontally adjustable arm, standard with 10P arm pad.  
**104.50**



**23A**  
Forward angled, vertically and horizontally adjustable arm, standard with 10P arm pad.  
**94.05**



**25A**  
Vertical and horizontal adjustable "T" arm. Standard with 10P arm pad.  
**79.75**



**37A**  
4-way, multifunction, vertical and horizontal adjustment w/built in pad. Pads cannot be changed.  
**108.35**

## SEAT SIZE OPTIONS

<b>480 Small</b> 18-1/2 w x 17-1/2 d	N/C	<b>1100 X-Small Tractor</b> 19-3/4 w x 19-3/4 d	<b>35.75</b>
<b>482 Medium</b> 20 w x 19 d	N/C	<b>1200 Small Tractor</b> 22 w x 19-3/4 d	<b>35.75</b>
<b>484 Large</b> 21 w x 20 d	N/C	<b>1300 Medium Tractor</b> 22-1/2 w x 20-1/4 d	<b>35.75</b>
<b>490 X-Large</b> 23 w x 21 d	N/C	<b>1500 Deep Tractor</b> 24-1/4 w x 19-3/4 d	<b>99.00</b>
<b>1900 Molded Tractor</b> 21 w x 19 d	<b>Standard</b>		

## POPULAR OPTIONS

- **70P** Extra thick, soft arm pad **11.00**
- **25F** RFoAM (memory foam) **50.05**
- **60L** Air Lumbar **90.20**

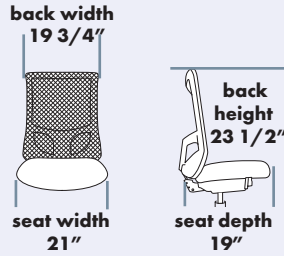
## 24/7 UPGRADE

- **24/7 Upgrade 196.35**  
**Includes:**  
Seat Slider  
28" Heavy duty base  
70mm Heavy duty casters  
9 Ply seat shell  
Dual Density Foam
- \*24/7 Upgrade option only available on 05, 14, and NS models.*

# EVOLVE 1500

## STANDARD FEATURES

- Accommodates up to 300lbs
- Meets CAL 117-2013
- 17B - 28" black nylon high hub base
- 60mm dual wheeled casters
- 1900 comfort molded foam tractor seat
- Defined contoured lumbar area
- Height adjustable, black mesh back
- Standard seat height approx. range for model pictured (floor to top of seat) : 18-1/2" to 21-1/2" (with 1101 cylinder)



Model 1535

**OPTIONS** See pages 133-134 for additional options



### 1535 Task

**MANAGERS HIGH BACK**  
Ratchet back, multi-function  
05-control w/ seat slider

Arm	B	C (com)	D	E (col)	F	G	L
-----	---	---------	---	---------	---	---	---

Armless 459.25 469.15 481.25 498.30 524.70 563.20 627.55

Domestically sourced, 55-control with integrated seat slider

82.50

### 1538 Task

**MANAGERS HIGH BACK**  
Ratchet back, multi-function 08-  
control w/built-in seat slider, knee tilt

Arm	B	C (com)	D	E (col)	F	G	L
-----	---	---------	---	---------	---	---	---

Armless 589.05 598.95 611.05 628.10 654.50 693.00 757.35

### 15314 Task

**MANAGERS HIGH BACK**  
Advanced synchro tilt control w/ built-  
in seat slider, tilt lock and ratchet back

Arm	B	C (com)	D	E (col)	F	G	L
-----	---	---------	---	---------	---	---	---

Armless 459.25 469.15 481.25 498.30 524.70 563.20 627.55

### NS153 Task

**MANAGERS HIGH BACK**  
Enhanced task 07 control, ratchet back  
w/seat slider

Arm	B	C (com)	D	E (col)	F	G	L
-----	---	---------	---	---------	---	---	---

Armless 443.85 453.75 465.85 482.90 509.30 547.80 612.15



**01A**  
Fold away arm with vertical and horizontal adjustment. Standard with 10P arm pad.  
**143.00**



**18A**  
360 degree pivot, vertically and horizontally adjustable arm, standard with 10P arm pad.  
**104.50**



**23A**  
Forward angled, vertically and horizontally adjustable arm, standard with 10P arm pad.  
**94.05**



**25A**  
Vertical and horizontal adjustable "T" arm. Standard with 10P arm pad.  
**79.75**



**37A**  
4-way, multifunction, vertical and horizontal adjustment w/built in pad. Pads cannot be changed.  
**108.35**

## MESH OPTIONS

Teknit Mesh Color 41.00  
Bleach Cleanable

Standard Mesh Color 28.00

[CLICK HERE FOR COLOR OPTIONS](#)

[CLICK HERE FOR LOGO INFORMATION](#)

## SEAT SIZE OPTIONS

<b>480 Small</b> 18-1/2 w x 17-1/2 d	N/C	<b>1100 X-Small Tractor</b> 19-3/4 w x 19-3/4 d	35.75
<b>482 Medium</b> 20 w x 19 d	N/C	<b>1200 Small Tractor</b> 22 w x 19-3/4 d	35.75
<b>484 Large</b> 21 w x 20 d	N/C	<b>1300 Medium Tractor</b> 22-1/2 w x 20-1/4 d	35.75
<b>490 X-Large</b> 23 w x 21 d	N/C	<b>1500 Deep Tractor</b> 24-1/4 w x 19-3/4 d	99.00
<b>1900 Molded Tractor</b> 21 w x 19 d	Standard		

## POPULAR OPTIONS

70P Extra thick, soft arm pad	11.00
25F RFoAM (memory foam)	50.05
60L Air Lumbar	90.20
70L Air Thoracic	90.20
68L Air Lumbar & Thoracic	143.55
65HR Articulating headrest	254.10

## 24/7 UPGRADE

- 24/7 Upgrade 196.35**  
**Includes:**  
Seat Slider  
28" Heavy duty base  
70mm Heavy duty casters  
9 Ply seat shell  
Dual Density Foam

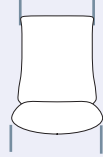
*\*24/7 Upgrade option only available on 05, 14, and NS models.*

# EVOLVE 1500

## STANDARD FEATURES

- Accommodates up to 300lbs
- Meets CAL 117-2013
- 17B - 28" black nylon high hub base
- 60mm dual wheeled casters
- 1900 comfort molded foam tractor seat
- Defined contoured lumbar area
- Height adjustable, upholstered back
- Standard seat height approx. range for model pictured (floor to top of seat) : 18" to 21" (with 1101 cylinder)

back width  
19 3/4"



seat width  
21"



back height  
23 1/2"

seat depth  
19"



Model 15414-482S

**OPTIONS** See pages 133-134 for additional options



### 1545 Task

**MANAGERS HIGH BACK**  
Ratchet back, multi-function  
05-control w/ seat slider

Arm	B	C (com)	D	E (col)	F	G	L
-----	---	---------	---	---------	---	---	---

Armless	536.25	552.20	573.65	603.90	644.60	708.40	834.90
---------	--------	--------	--------	--------	--------	--------	--------

Domestically sourced, 55-control with integrated seat slider

**82.50**

### 1548 Task

**MANAGERS HIGH BACK**  
Ratchet back, multi-function 08-control  
w/ built-inseat slider, knee tilt

Arm	B	C (com)	D	E (col)	F	G	L
-----	---	---------	---	---------	---	---	---

Armless	666.05	682.00	703.45	733.70	774.40	838.20	964.70
---------	--------	--------	--------	--------	--------	--------	--------

### 15414 Task

**MANAGERS HIGH BACK**  
Advanced synchro tilt control w/ built-in  
seat slider, tilt lock and ratchet back

Arm	B	C (com)	D	E (col)	F	G	L
-----	---	---------	---	---------	---	---	---

Armless	536.25	552.20	573.65	603.90	644.60	708.40	834.90
---------	--------	--------	--------	--------	--------	--------	--------

### NS154 Task

**MANAGERS HIGH BACK**  
Enhanced task 07 control and ratchet  
back w/ seat slider

Arm	B	C (com)	D	E (col)	F	G	L
-----	---	---------	---	---------	---	---	---

Armless	520.85	536.80	558.25	588.50	629.20	693.00	819.50
---------	--------	--------	--------	--------	--------	--------	--------



**01A**  
Fold away arm with vertical and horizontal adjustment. Standard with 10P arm pad.  
**143.00**



**18A**  
360 degree pivot, vertically and horizontally adjustable arm, standard with 10P arm pad.  
**104.50**



**23A**  
Forward angled, vertically and horizontally adjustable arm, standard with 10P arm pad.  
**94.05**



**25A**  
Vertical and horizontal adjustable "T" arm. Standard with 10P arm pad.  
**79.75**



**37A**  
4-way, multifunction, vertical and horizontal adjustment w/built in pad. Pads cannot be changed.  
**108.35**

## SEAT SIZE OPTIONS

<b>480 Small</b> 18-1/2 w x 17-1/2 d	N/C	<b>1100 X-Small Tractor</b> 19-3/4 w x 19-3/4 d	<b>35.75</b>
<b>482 Medium</b> 20 w x 19 d	N/C	<b>1200 Small Tractor</b> 22 w x 19-3/4 d	<b>35.75</b>
<b>484 Large</b> 21 w x 20 d	N/C	<b>1300 Medium Tractor</b> 22-1/2 w x 20-1/4 d	<b>35.75</b>
<b>490 X-Large</b> 23 w x 21 d	N/C	<b>1500 Deep Tractor</b> 24-1/4 w x 19-3/4 d	<b>99.00</b>
<b>1900 Molded Tractor</b> 21 w x 19 d	<b>Standard</b>		

## POPULAR OPTIONS

■ <b>70P</b> Extra thick, soft arm pad	<b>11.00</b>
■ <b>25F</b> RFoM (memory foam)	<b>50.05</b>
■ <b>60L</b> Air Lumbar	<b>90.20</b>
■ <b>70L</b> Air Thoracic	<b>90.20</b>
■ <b>68L</b> Air Lumbar & Thoracic	<b>143.55</b>
■ <b>65HR</b> Articulating headrest	<b>254.10</b>

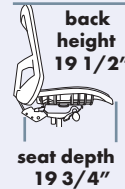
## 24/7 UPGRADE

- **24/7 Upgrade 196.35**  
**Includes:**  
Seat Slider  
28" Heavy duty base  
70mm Heavy duty casters  
9 Ply seat shell  
Dual Density Foam
- \*24/7 Upgrade option only available on 05, 14, and NS models.*

# EVOLVE 1500

## STANDARD FEATURES

- Accommodates up to 300lbs
- Meets CAL 117-2013
- 17B - 28" black nylon high hub base
- 60mm dual wheeled casters
- Black mesh seat w/ seat slider
- Defined contoured lumbar area
- Height adjustable, black mesh back
- Standard seat height approx. range for model pictured (floor to top of seat): 19" to 22" (with 1101 cylinder)



Model 1555

## OPTIONS See pages 133-134 for additional options

No multi-shift or bariatric models, mesh seat not available without seat slider



### 1555 Task

Arm Standard  
black mesh

#### MEDIUM BACK

Ratchet back, multi-function 05-control w/ seat slider

Armless

503.25

### 1558 Task

Arm Standard  
black mesh

#### MEDIUM BACK

Ratchet back, multi-function 08-control w/ built-in seat slider, knee tilt

Armless

633.05

### 15514 Task

Arm Standard  
black mesh

#### MEDIUM BACK

Advanced synchro tilt control w/ built-in seat slider, tilt lock and ratchet back

Armless

503.25

### NS155 Task

Arm Standard  
black mesh

#### MEDIUM BACK

Enhanced task 07 control and ratchet back w/ seat slider

Armless

487.85



#### 01A

Fold away arm with vertical and horizontal adjustment. Standard with 10P arm pad.

143.00



#### 18A

360 degree pivot, vertically and horizontally adjustable arm, standard with 10P arm pad.

104.50



#### 23A

Forward angled, vertically and horizontally adjustable arm, standard with 10P arm pad.

94.05



#### 25A

Vertical and horizontal adjustable "T" arm. Standard with 10P arm pad.

79.75



#### 37A

4-way, multifunction, vertical and horizontal adjustment w/built in pad. Pads cannot be changed.

108.35

## SEAT SIZE OPTIONS

165 Small Mesh Seat 20 w x 18 d	N/C
166 Medium Mesh Seat 20 w x 19-3/4 d	Standard
167 Large Mesh Seat 21-1/2 w x 20 d	N/C

## POPULAR OPTIONS

- 70P Extra thick, soft arm pad 11.00
- 60L Air Lumbar 90.20

## MESH OPTIONS

Teknit Mesh Color - Back Bleach Cleanable	41.00
Teknit Mesh Color - Seat Bleach Cleanable	41.00
Standard Mesh Color - Back	28.00
Standard Mesh Color - Seat	28.00

[CLICK HERE FOR  
COLOR OPTIONS](#)

[CLICK HERE FOR  
LOGO INFORMATION](#)



# EVOLVE 1500

## STANDARD FEATURES

- Accommodates up to 300lbs
- Meets CAL 117-2013
- 17B - 28" black nylon high hub base
- 60mm dual wheeled casters
- Black mesh seat w/ seat slider
- Defined contoured lumbar area
- Height adjustable, black mesh back
- Standard seat height approx. range for model pictured (floor to top of seat): 19" to 22" (with 1101 cylinder)

back width  
19 3/4"  
seat width  
21 1/2"

back height  
23 1/2"  
seat depth  
20"



Model 1565

## OPTIONS See pages 133-134 for additional options

No multi-shift or bariatric models, mesh seat not available without seat slider



### 01A

Fold away arm with vertical and horizontal adjustment. Standard with 10P arm pad.  
**143.00**

### 18A

360 degree pivot, vertically and horizontally adjustable arm, standard with 10P arm pad.  
**104.50**

### 23A

Forward angled, vertically and horizontally adjustable arm, standard with 10P arm pad.  
**94.05**

### 25A

Vertical and horizontal adjustable "T" arm. Standard with 10P arm pad.  
**79.75**

### 37A

4-way, multifunction, vertical and horizontal adjustment w/built in pad. Pads cannot be changed.  
**108.35**

## 1565 Task

Arm Standard  
black mesh

**MANAGERS HIGH BACK**  
Ratchet back, multi-function  
05-control w/ seat slider

Armless 514.25

## 1568 Task

Arm Standard  
black mesh

**MANAGERS HIGH BACK**  
Ratchet back, multi-function 08-control  
w/ built-in seat slider, knee tilt

Armless 644.05

## 15614 Task

Arm Standard  
black mesh

**MANAGERS HIGH BACK**  
Advanced synchro tilt control w/ built-in seat slider, tilt lock and ratchet back

Armless 514.25

## NS156 Task

Arm Standard  
black mesh

**MANAGERS HIGH BACK**  
Enhanced task 07 control and ratchet  
back w/ seat slider

Armless 498.85

## SEAT SIZE OPTIONS

165 Small Mesh Seat 20 w x 18 d	N/C
166 Medium Mesh Seat 20 w x 19-3/4 d	N/C
167 Large Mesh Seat 21-1/2 w x 20 d	Standard

## POPULAR OPTIONS

■ 70P Extra thick, soft arm pad	11.00
■ 60L Air Lumbar	90.20
■ 70L Air Thoracic	90.20
■ 68L Air Lumbar & Thoracic	143.55
■ 65HR Articulating headrest	254.10

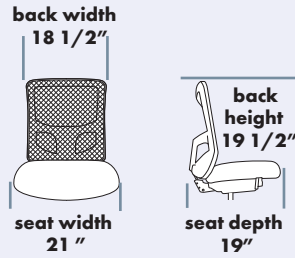
## MESH OPTIONS

Teknit Mesh Color - Back Bleach Cleanable	41.00
Teknit Mesh Color - Seat Bleach Cleanable	41.00
Standard Mesh Color - Back	28.00
Standard Mesh Color - Seat	28.00
<a href="#">CLICK HERE FOR COLOR OPTIONS</a>	
<a href="#">CLICK HERE FOR LOGO INFORMATION</a>	

# EVOLVE 1500

## STANDARD FEATURES

- Accommodates up to 300lbs
- Meets CAL 117-2013
- Choice of Black arms & base or (CH) Polished aluminum arms & base
- 60mm dual wheeled casters
- 1900 comfort molded foam tractor seat
- Defined contoured lumbar area
- Height adjustable, black mesh back
- Standard seat height approx. range for model pictured (floor to top of seat): 17" to 20" (with 1101 cylinder)



Model 151

## OPTIONS

No options or substitutions are available.



### 151 Conference

#### MEDIUM BACK

Ratchet back, swivel tilt 07-control w/ 17B 28" black nylon high hub base & 09A reverse "C" arms

Arm	B	C (com)	D	E (col)	F	G	L
-----	---	---------	---	---------	---	---	---

09A	503.25	513.15	525.25	542.30	568.70	607.20	671.55
-----	--------	--------	--------	--------	--------	--------	--------



### 151CH Conference

#### MEDIUM BACK

Ratchet back, swivel tilt 07-control w/ 22B polished aluminum base & 30A polished aluminum arms

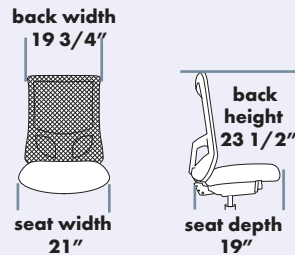
Arm	B	C (com)	D	E (col)	F	G	L
-----	---	---------	---	---------	---	---	---

30A	566.50	576.40	588.50	605.55	631.95	670.45	734.80
-----	--------	--------	--------	--------	--------	--------	--------



## STANDARD FEATURES

- Accommodates up to 300lbs
- Meets CAL 117-2013
- Choice of Black arms & base or (CH) Polished aluminum arms & base
- 60mm dual wheeled casters
- 1900 comfort molded foam tractor seat
- Defined contoured lumbar area
- Height adjustable, black mesh back
- Standard seat height approx. range for model pictured (floor to top of seat): 17" to 20" (with 1101 cylinder)



Model 153

## OPTIONS

No options or substitutions are available.



### 153 Conference

#### MANAGERS HIGH BACK

Ratchet back, swivel tilt 07-control w/ 17B 28" black nylon high hub base & 09A reverse "C" arms

Arm	B	C (com)	D	E (col)	F	G	L
-----	---	---------	---	---------	---	---	---

09A	514.25	524.15	536.25	553.30	579.70	618.20	682.55
-----	--------	--------	--------	--------	--------	--------	--------



### 153CH Conference

#### MANAGERS HIGH BACK

Ratchet back, swivel tilt 07-control w/ 22B polished aluminum base & 30A polished aluminum arms

Arm	B	C (com)	D	E (col)	F	G	L
-----	---	---------	---	---------	---	---	---

30A	577.50	587.40	599.50	616.55	642.95	681.45	745.80
-----	--------	--------	--------	--------	--------	--------	--------



## MESH OPTIONS

Teknit Mesh Color  
Bleach Cleanable 41.00

Standard Mesh Color 28.00

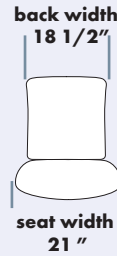
[CLICK HERE FOR  
COLOR OPTIONS](#)

[CLICK HERE FOR  
LOGO INFORMATION](#)

# EVOLVE 1500

## STANDARD FEATURES

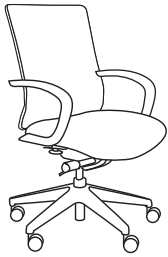
- Accommodates up to 300lbs
- Meets CAL 117-2013
- Choice of Black arms & base or (CH) Polished aluminum arms & base
- 60mm dual wheeled casters
- 1900 comfort molded foam tractor seat
- Defined contoured lumbar area
- Height adjustable, upholstered back
- Standard seat height approx. range for model pictured (floor to top of seat): 17" to 20" (with 1101 cylinder)



Model 152CH

## OPTIONS

No options or substitutions are available.



### 152 Conference

#### MEDIUMBACK

Ratchet back, swivel tilt 07-control w/ 17B 28" black nylon high hub base & 09A reverse "C" arm

Arm	B	C (com)	D	E (col)	F	G	L
-----	---	---------	---	---------	---	---	---

09A	580.25	596.20	617.65	647.90	688.60	752.40	878.90
-----	--------	--------	--------	--------	--------	--------	--------



### 152CH Conference

#### MEDIUM BACK

Ratchet back, swivel tilt 07-control w/ 22B polished aluminum base & 30A polished aluminum arms

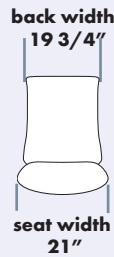
Arm	B	C (com)	D	E (col)	F	G	L
-----	---	---------	---	---------	---	---	---

30A	643.50	659.45	680.90	711.15	751.85	815.65	942.15
-----	--------	--------	--------	--------	--------	--------	--------



## STANDARD FEATURES

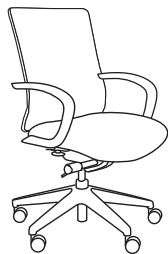
- Accommodates up to 300lbs
- Meets CAL 117-2013
- Choice of Black arms & base or (CH) Polished aluminum arms & base
- 60mm dual wheeled casters
- 1900 comfort molded foam tractor seat
- Defined contoured lumbar area
- Height adjustable, upholstered back
- Standard seat height approx. range for model pictured (floor to top of seat): 17" to 20" (with 1101 cylinder)



Model 154CH

## OPTIONS

No options or substitutions are available.



### 154 Conference

#### MANAGERSHIGHBACK

Ratchet back, swivel tilt 07-control w/ 17B 28" black nylon high hub base & 09A reverse "C" arm

Arm	B	C (com)	D	E (col)	F	G	L
-----	---	---------	---	---------	---	---	---

09A	591.25	607.20	628.65	658.90	699.60	763.40	889.90
-----	--------	--------	--------	--------	--------	--------	--------



### 154CH Conference

#### MANAGERS HIGH BACK

Ratchet back, swivel tilt 07-control w/ 22B polished aluminum base & 30A polished aluminum arms

Arm	B	C (com)	D	E (col)	F	G	L
-----	---	---------	---	---------	---	---	---

30A	654.50	670.45	691.90	722.15	762.85	826.65	953.15
-----	--------	--------	--------	--------	--------	--------	--------

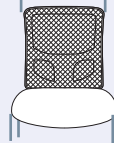


# EVOLVE 1500

## STANDARD FEATURES

- Accommodates up to 300lbs
- Meets CAL 117-2013
- 17B - 28" black nylon high hub base
- 60mm dual wheeled casters
- 1900 comfort molded foam tractor seat
- Defined contoured lumbar area
- Height adjustable, black mesh back
- 37FR - Adjustable height foot ring
- Standard seat height approx. range for model pictured (floor to top of seat): 26" to 33" (with 200mm cylinder)

back width  
18 1/2"



seat width  
21"

back height  
19 1/2"



seat depth  
19"



Model 15133-37200

**OPTIONS** See pages 133-134 for additional options

[CLICK HERE FOR APPROXIMATE STOOL HEIGHT GUIDELINES](#)



NOTE: Please specify stool kit 37200 or 37270

## 15133-37200 Stool

### MEDIUM BACK

Ratchet back, tri-action 33-control

Arm	B	C	D	E	F	G	L
	(com)		(col)				
Armless	527.45	537.35	549.45	566.50	592.90	631.40	695.75



#### 01A

Fold away arm with vertical and horizontal adjustment. Standard with 10P arm pad.

**143.00**



#### 18A

360 degree pivot, vertically and horizontally adjustable arm, standard with 10P arm pad.

**104.50**



#### 23A

Forward angled, vertically and horizontally adjustable arm, standard with 10P arm pad.

**94.05**



#### 25A

Vertical and horizontal adjustable "T" arm. Standard with 10P arm pad.

**79.75**



#### 37A

4-way, multifunction, vertical and horizontal adjustment w/built in pad. Pads cannot be changed.

**108.35**

## MESH OPTIONS

Teknit Mesh Color 41.00  
Bleach Cleanable

Standard Mesh Color 28.00

[CLICK HERE FOR COLOR OPTIONS](#)

[CLICK HERE FOR LOGO INFORMATION](#)

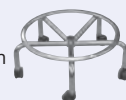
## SEAT SIZE OPTIONS

<b>480 Small</b> 18-1/2 w x 17-1/2 d	N/C
<b>482 Medium</b> 20 w x 19 d	N/C
<b>484 Large</b> 21 w x 20 d	N/C
<b>490 X-Large</b> 23 w x 21 d	N/C
<b>1900 Molded Tractor</b> 21 w x 19 d	Standard

<b>1100 X-Small Tractor</b> 19-3/4 w x 19-3/4 d	35.75
<b>1200 Small Tractor</b> 22 w x 19-3/4 d	35.75
<b>1300 Medium Tractor</b> 22-1/2 w x 20-1/4 d	35.75
<b>1500 Deep Tractor</b> 24-1/4 w x 19-3/4 d	99.00

## STOOLS POPULAR OPTIONS

- 70PEXtra thick, soft arm pad **11.00**
- 25F RFoAM(memory foam) **50.05**
- 60LAir Lumbar **90.20**
- 33SS Seat Slider **33.00**
- 16B Foot ring base w/60mm caster. Only available in 175mm or 200mm cylinder. **N/C**



# EVOLVE 1500

## STANDARD FEATURES

- Accommodates up to 300lbs
- Meets CAL 117-2013
- 17B - 28" black nylon high hub base
- 60mm dual wheeled casters
- 1900 comfort molded foam tractor seat
- Defined contoured lumbar area
- Height adjustable, upholstered back
- 37FR - Adjustable height foot ring
- Standard seat height approx. range for model pictured (floor to top of seat): 26-1/4" to 33-1/4" (with 200mm cylinder)

back width  
18 1/2"



seat width  
21"

back height  
19 1/2"



seat depth  
19"



Model 15233-482-37200

**OPTIONS** See pages 133-134 for additional options

[CLICK HERE FOR APPROXIMATE STOOL HEIGHT GUIDELINES](#)

**NOTE:** Please specify stool kit 37200 or 37270



## 15233-37200 Stool

### MEDIUM BACK

Ratchet back, tri-action 33-control

Arm	B	C (com)	D	E (col)	F	G	L
Armless	604.45	620.40	641.85	672.10	712.80	776.60	903.10



**01A**  
Fold away arm with vertical and horizontal adjustment. Standard with 10P arm pad.  
**143.00**



**18A**  
360 degree pivot, vertically and horizontally adjustable arm, standard with 10P arm pad.  
**104.50**



**23A**  
Forward angled, vertically and horizontally adjustable arm, standard with 10P arm pad.  
**94.05**



**25A**  
Vertical and horizontal adjustable "T" arm. Standard with 10P arm pad.  
**79.75**



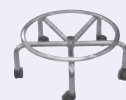
**37A**  
4-way, multifunction, vertical and horizontal adjustment w/built in pad. Pads cannot be changed.  
**108.35**

## SEAT SIZE OPTIONS

<b>480 Small</b> 18-1/2 w x 17-1/2 d	N/C	<b>1100 X-Small Tractor</b> 19-3/4 w x 19-3/4 d	<b>35.75</b>
<b>482 Medium</b> 20 w x 19 d	N/C	<b>1200 Small Tractor</b> 22 w x 19-3/4 d	<b>35.75</b>
<b>484 Large</b> 21 w x 20 d	N/C	<b>1300 Medium Tractor</b> 22-1/2 w x 20-1/4 d	<b>35.75</b>
<b>490 X-Large</b> 23 w x 21 d	N/C	<b>1500 Deep Tractor</b> 24-1/4 w x 19-3/4 d	<b>99.00</b>
<b>1900 Molded Tractor</b> 21 w x 19 d	<b>Standard</b>		

## STOOLS POPULAR OPTIONS

- **70P** Extra thick, soft arm pad **11.00**
- **25F** RFoAM (memory foam) **50.05**
- **60L** Air Lumbar **90.20**
- **33SS** Seat Slider **33.00**
- **16B** Foot ring base w/60mm caster. Only available in 175mm or 200mm cylinder. **N/C**

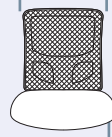


# EVOLVE 1500

## STANDARD FEATURES

- Accommodates up to 300lbs
- Meets CAL 117-2013
- 17B - 28" black nylon high hub base
- 60mm dual wheeled casters
- 1900 comfort molded foam tractor seat
- Defined contoured lumbar area
- Height adjustable, black mesh back
- 37FR - Adjustable height foot ring
- Standard seat height approx. range for model pictured (floor to top of seat): 26" to 33" (with 200mm cylinder)

back width  
19 3/4"



seat width  
21"



back height  
23 1/2"

seat depth  
19"



Model 15333-37200

**OPTIONS** See pages 133-134 for additional options

[CLICK HERE FOR APPROXIMATE STOOL HEIGHT GUIDELINES](#)

**NOTE:** Please specify stool kit 37200 or 37270

## 15333-37200 Stool

**MANAGERS HIGH BACK**  
Ratchet back, tri-action 33-control

Arm	B	C (com)	D	E (col)	F	G	L
Armless	538.45	548.35	560.45	577.50	603.90	642.40	706.75



**01A**  
Fold away arm with vertical and horizontal adjustment. Standard with 10P arm pad.  
**143.00**



**18A**  
360 degree pivot, vertically and horizontally adjustable arm, standard with 10P arm pad.  
**104.50**



**23A**  
Forward angled, vertically and horizontally adjustable arm, standard with 10P arm pad.  
**94.05**



**25A**  
Vertical and horizontal adjustable "T" arm. Standard with 10P arm pad.  
**79.75**



**37A**  
4-way, multifunction, vertical and horizontal adjustment w/built in pad. Pads cannot be changed.  
**108.35**

## MESH OPTIONS

**Teknit Mesh Color** 41.00  
Bleach Cleanable

**Standard Mesh Color** 28.00

[CLICK HERE FOR COLOR OPTIONS](#)

[CLICK HERE FOR LOGO INFORMATION](#)

## SEAT SIZE OPTIONS

<b>480 Small</b> 18-1/2 w x 17-1/2 d	N/C
<b>482 Medium</b> 20 w x 19 d	N/C
<b>484 Large</b> 21 w x 20 d	N/C
<b>490 X-Large</b> 23 w x 21 d	N/C
<b>1900 Molded Tractor</b> 21 w x 19 d	Standard

<b>1100 X-Small Tractor</b> 19-3/4 w x 19-3/4 d	35.75
<b>1200 Small Tractor</b> 22 w x 19-3/4 d	35.75
<b>1300 Medium Tractor</b> 22-1/2 w x 20-1/4 d	35.75
<b>1500 Deep Tractor</b> 24-1/4 w x 19-3/4 d	99.00

## STOOLS POPULAR OPTIONS

- **70P** Extra thick, soft arm pad **11.00**
- **25F** RFoam (memory foam) **50.05**
- **60L** Air Lumbar **90.20**
- **33SS** Seat Slider **33.00**
- **16B** Foot ring base w/60mm caster. Only available in 175mm or 200mm cylinder. **N/C**

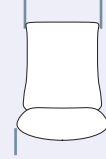


# EVOLVE 1500

## STANDARD FEATURES

- Accommodates up to 300lbs
- Meets CAL 117-2013
- 17B - 28" black nylon high hub base
- 60mm dual wheeled casters
- 1900 comfort molded foam tractor seat
- Defined contoured lumbar area
- Height adjustable, upholstered back
- 37FR - Adjustable height foot ring
- Standard seat height approx. range for model pictured (floor to top of seat): 26-1/4" to 33-1/4" (with 200mm cylinder)

back width  
19 3/4"



seat width  
21"



back height  
23 1/2"

seatdepth  
19"



Model 15433-482-37200

**OPTIONS** See pages 133-134 for additional options

[CLICK HERE FOR APPROXIMATE STOOL HEIGHT GUIDELINES](#)

**NOTE:** Please specify stool kit 37200 or 37270



## 15433-37200 Stool

### MANAGERS HIGH BACK

Ratchet back, tri-action 33-control

Arm	B	C (com)	D	E (col)	F	G	L
Armless	615.45	631.40	652.85	683.10	723.80	787.60	914.10



**01A**  
Fold away arm with vertical and horizontal adjustment. Standard with 10P arm pad.  
**143.00**



**18A**  
360 degree pivot, vertically and horizontally adjustable arm, standard with 10P arm pad.  
**104.50**



**23A**  
Forward angled, vertically and horizontally adjustable arm, standard with 10P arm pad.  
**94.05**



**25A**  
Vertical and horizontal adjustable "T" arm. Standard with 10P arm pad.  
**79.75**



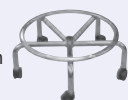
**37A**  
4-way, multifunction, vertical and horizontal adjustment w/built in pad. Pads cannot be changed.  
**108.35**

## SEAT SIZE OPTIONS

<b>480 Small</b> 18-1/2 w x 17-1/2 d	N/C	<b>1100 X-Small Tractor</b> 19-3/4 w x 19-3/4 d	<b>35.75</b>
<b>482 Medium</b> 20 w x 19 d	N/C	<b>1200 Small Tractor</b> 22 w x 19-3/4 d	<b>35.75</b>
<b>484 Large</b> 21 w x 20 d	N/C	<b>1300 Medium Tractor</b> 22-1/2 w x 20-1/4 d	<b>35.75</b>
<b>490 X-Large</b> 23 w x 21 d	N/C	<b>1500 Deep Tractor</b> 24-1/4 w x 19-3/4 d	<b>99.00</b>
<b>1900 Molded Tractor</b> 21 w x 19 d	<b>Standard</b>		

## STOOLS POPULAR OPTIONS

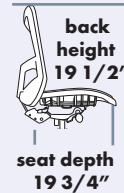
- 70P** Extra thick, soft arm pad **11.00**
- 25F** RFoAM (memory foam) **50.05**
- 60L** Air Lumbar **90.20**
- 33SS** Seat Slider **33.00**
- 16B** Foot ring base w/60mm caster. Only available in 175mm or 200mm cylinder. **N/C**



# EVOLVE 1500

## STANDARD FEATURES

- Accommodates up to 300lbs
- Meets CAL 117-2013
- 17B - 28" black nylon high hub base
- 60mm dual wheeled casters
- Black mesh seat w/seat slider
- Defined contoured lumbar area
- Height adjustable, black mesh back
- 37FR - Adjustable height foot ring
- Standard seat height approx. range for model pictured (floor to top of seat): 26-3/4" to 33-3/4" (with 200mm cylinder)



Model 15533-37200

**OPTIONS** See pages 133-134 for additional options

No multi-shift or bariatric models, mesh seat not available without seat slider

[CLICK HERE FOR APPROXIMATE STOOL HEIGHT GUIDELINES](#)



NOTE: Please specify stool kit 37200 or 37270

**15533-37200 Stool** Arm Standard  
black mesh

**MEDIUM BACK**  
Ratchet back, tri-action 33-control,  
w/ seat slider

Armless 615.45



**01A**  
Fold away arm with vertical and horizontal adjustment. Standard with 10P arm pad.  
**143.00**



**18A**  
360 degree pivot, vertically and horizontally adjustable arm, standard with 10P arm pad.  
**104.50**



**23A**  
Forward angled, vertically and horizontally adjustable arm, standard with 10P arm pad.  
**94.05**



**25A**  
Vertical and horizontal adjustable "T" arm. Standard with 10P arm pad.  
**79.75**



**37A**  
4-way, multifunction, vertical and horizontal adjustment w/built in pad. Pads cannot be changed.  
**108.35**

## SEAT SIZE OPTIONS

<b>165 Small Mesh Seat</b> 20 w x 18 d	N/C
<b>166 Medium Mesh Seat</b> 20 w x 19-3/4 d	Standard
<b>167 Large Mesh Seat</b> 21-1/2 w x 20 d	N/C

## MESH OPTIONS

Teknit Mesh Color - Back Bleach Cleanable	41.00
Teknit Mesh Color - Seat Bleach Cleanable	41.00
Standard Mesh Color - Back	28.00
Standard Mesh Color - Seat	28.00

[CLICK HERE FOR COLOR OPTIONS](#)

[CLICK HERE FOR LOGO INFORMATION](#)

## STOOLS POPULAR OPTIONS

- **70P** Extra thick, soft arm pad **11.00**
- **60L** Air Lumbar **90.20**
- **16B** Foot ring base w/60mm caster. Only available in 175mm or 200mm cylinder. **N/C**



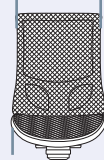


# EVOLVE 1500

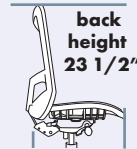
## STANDARD FEATURES

- Accommodates up to 300lbs
- Meets CAL 117-2013
- 17B - 28" black nylon high hub base
- 60mm dual wheeled casters
- Black mesh seat w/ seat slider
- Defined contoured lumbar area
- 37FR - Adjustable height foot ring
- Height adjustable, black mesh back
- Standard seat height approx. range for model pictured (floor to top of seat): 26-3/4" to 33-3/4" (with 200mm cylinder)

back width  
19 3/4"



seat width  
21 1/2"



back height  
23 1/2"

seat depth  
20"



Model 15633-37200

**OPTIONS** See pages 133-134 for additional options

[CLICK HERE FOR APPROXIMATE STOOL HEIGHT GUIDELINES](#)

No multi-shift or bariatric models, mesh seat not available without seat slider



**NOTE:** Please specify stool kit 37200 or 37270

## 15633-37200 Stool

Arm

Standard  
black mesh

**MANAGERS HIGH BACK**  
Ratchet back, tri-action 33-control,  
w/ seat slider

Armless

626.45



### 01A

Fold away arm with vertical and horizontal adjustment. Standard with 10P arm pad.

**143.00**



### 18A

360 degree pivot, vertically and horizontally adjustable arm, standard with 10P arm pad.

**104.50**



### 23A

Forward angled, vertically and horizontally adjustable arm, standard with 10P arm pad.

**94.05**



### 25A

Vertical and horizontal adjustable "T" arm. Standard with 10P arm pad.

**79.75**



### 37A

4-way, multifunction, vertical and horizontal adjustment w/built in pad. Pads cannot be changed.

**108.35**

## SEAT SIZE OPTIONS

<b>165 Small Mesh Seat</b> 20 w x 18 d	N/C
<b>166 Medium Mesh Seat</b> 20 w x 19-3/4 d	N/C
<b>167 Large Mesh Seat</b> 21-1/2 w x 20 d	Standard

## MESH OPTIONS

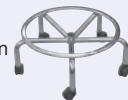
<b>Teknit Mesh Color - Back</b> Bleach Cleanable	<b>41.00</b>
<b>Teknit Mesh Color - Seat</b> Bleach Cleanable	<b>41.00</b>
<b>Standard Mesh Color - Back</b>	<b>28.00</b>
<b>Standard Mesh Color - Seat</b>	<b>28.00</b>

[CLICK HERE FOR COLOR OPTIONS](#)

[CLICK HERE FOR LOGO INFORMATION](#)

## STOOLS POPULAR OPTIONS

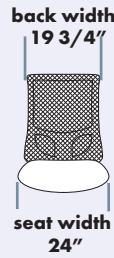
- **70P** Extra thick, soft arm pad **11.00**
- **60L** Air Lumbar **90.20**
- **16B** Foot ring base w/60mm caster. Only available in 175mm or 200mm cylinder. **N/C**



# EVOLVE 1500

## STANDARD FEATURES

- Accommodates up to 400lbs
- Meets CAL 117-2013
- 27B - 28" black nylon reinforced base
- 911C - 70mm heavy-duty casters
- Height adjustable, black mesh back
- Heavy-duty back bar
- 11 Ply seat shell
- Standard seat height approx. range for model pictured (floor to top of seat): 19-1/2" to 23" (with 100mm cylinder)



Model BT16

## OPTIONS See pages 133-134 for additional options

Not available: 04, 08, 09, 18, 23, 24 & 37 Arms; 33 Seat Slider



### BT15 Task

**MANAGERS HIGH BACK**  
Enhanced ratchet back swivel tilter  
07-control

Arm	B	C (com)	D	E (col)	F	G	L
Armless	592.35	602.25	614.35	631.40	657.80	696.30	760.65

### BT16 Task

**MANAGERS HIGH BACK**  
Ratchet back with heavy duty, multi-function infinite tilt lock 50-control w/ longer, easy-access cylinder paddle

Arm	B	C (com)	D	E (col)	F	G	L
Armless	607.75	617.65	629.75	646.80	673.20	711.70	776.05



**01A**  
Fold away arm with vertical and horizontal adjustment. Standard with 10P arm pad.  
**143.00**



**03A**  
Loop arm with vertical and horizontal adjustment.  
**170.50**



**12A**  
Vertical and horizontal adjustable "T" arm with knob. Standard with 10P arm pad.  
**99.00**



**25A**  
Vertical and horizontal adjustable "T" arm. Standard with 10P arm pad.  
**79.75**

## MESH OPTIONS

Teknit Mesh Color  
Bleach Cleanable **41.00**

Standard Mesh Color **28.00**

[CLICK HERE FOR  
COLOR OPTIONS](#)

[CLICK HERE FOR  
LOGO INFORMATION](#)

## SEAT SIZE OPTIONS

2021 X-Small 24 w x 18 d	N/C
2022 Small 24 w x 19 d	N/C
2023 Medium 24 w x 20 d	Standard
2024 Large 24 w x 21 d	N/C

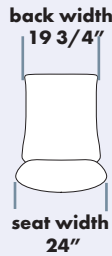
## BT POPULAR OPTIONS

- 70P Extra thick, soft arm pad **11.00**
- 25F RFoam (memory foam) **50.05**
- 60L Air Lumbar **90.20**
- 65HR Articulating headrest **254.10**
- 24/7 Upgrade for BT models **231.00**

# EVOLVE 1500

## STANDARD FEATURES

- Accommodates up to 400lbs
- Meets CAL 117-2013
- 27B - 28" black nylon reinforced base
- 911C - 70mm heavy-duty casters
- Height adjustable, upholstered back
- Heavy-duty back bar
- 11 Ply seat shell
- Standard seat height approx. range for model pictured (floor to top of seat): 19-1/2" to 23" (with 100mm cylinder)



Model BT18

## OPTIONS See pages 133-134 for additional options

Not available: 04, 08, 09, 18, 23, 24 & 37 Arms; 33 Seat Slider



### BT17 Task

#### MANAGERS HIGH BACK

Enhanced ratchet back swivel tilter  
07-control

Arm	B	C (com)	D	E (col)	F	G	L
-----	---	------------	---	------------	---	---	---

Armless	669.35	685.30	706.75	737.00	777.70	841.50	968.00
---------	--------	--------	--------	--------	--------	--------	--------

### BT18 Task

#### MANAGERS HIGH BACK

Ratchet back with heavy duty, multi-function infinite tilt lock 50-control w/ longer, easy-access cylinder paddle

Arm	B	C (com)	D	E (col)	F	G	L
-----	---	------------	---	------------	---	---	---

Armless	684.75	700.70	722.15	752.40	793.10	856.90	983.40
---------	--------	--------	--------	--------	--------	--------	--------



#### 01A

Fold away arm with vertical and horizontal adjustment. Standard with 10P arm pad.

143.00



#### 03A

Loop arm with vertical and horizontal adjustment.

170.50



#### 12A

Vertical and horizontal adjustable "T" arm with knob. Standard with 10P arm pad.

99.00



#### 25A

Vertical and horizontal adjustable "T" arm. Standard with 10P arm pad.

79.75

## SEAT SIZE OPTIONS

2021 X-Small 24 w x 18 d	N/C
2022 Small 24 w x 19 d	N/C
2023 Medium 24 w x 20 d	Standard
2024 Large 24 w x 21 d	N/C

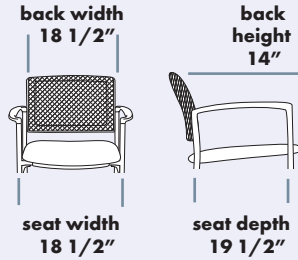
## BT POPULAR OPTIONS

- 70P Extra thick, soft arm pad 11.00
- 25F RFoam (memory foam) 50.05
- 60L Air Lumbar 90.20
- 65HR Articulating headrest 254.10
- 24/7 Upgrade for BT models 231.00

# EVOLVE 9500

## STANDARD FEATURES

- Accommodates up to 350lbs
- Meets CAL 117-2013
- Welded steel frame
- Black mesh back, fully upholstered seat
- Completely assembled
- Ganging capability
- Standard seat height: 17-1/2"



Model 9531A

**OPTIONS** Available options are listed below.



### 9531NA Guest Lobby

Stacking side chair without arms, stick legs, stacks 8 high

Arm	B	C (com)	D	E (col)	F	G	L
Armless	272.25	282.15	294.25	311.30	337.70	376.20	440.55



### 9531A Guest Lobby

Stacking side chair with arms, stick legs, stacks 8 high

Arm	B	C (com)	D	E (col)	F	G	L
Arm	286.00	295.90	308.00	325.05	351.45	389.95	454.30

### 9534NA Guest Lobby

Stacking side chair without arms, with casters, stacks 4 high

Arm	B	C (com)	D	E (col)	F	G	L
Armless	288.75	298.65	310.75	327.80	354.20	392.70	457.05

### 9534A Guest Lobby

Stacking side chair with arms, with casters, stacks 4 high

Arm	B	C (com)	D	E (col)	F	G	L
Arm	302.50	312.40	324.50	341.55	367.95	406.45	470.80

### 9961 Cart

Cart 272.25

### M9961GB

Ganging Device 40.15

#### GUEST LOBBY MESH OPTIONS

- Teknit Mesh Color Bleach Cleanable 28.00
- Standard Mesh Color 16.50

[CLICK HERE FOR COLOR OPTIONS](#)

[CLICK HERE FOR LOGO INFORMATION](#)

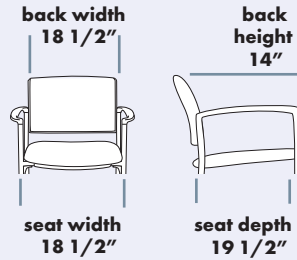
#### GUEST LOBBY POPULAR OPTIONS

- 25F RFoam 50.05
- 26F Dual density foam 29.15
- 30C Hard floor casters 29.15

# EVOLVE 1500

## STANDARD FEATURES

- Accommodates up to 350lbs
- Meets CAL 117-2013
- Fully upholstered seat and back
- Welded steel frame
- Completely assembled
- Ganging capability
- Standard seat height: 17-1/2"



Model 9541A

**OPTIONS** Available options are listed below.



### 9541NA Guest Lobby

Stacking side chair without arms, stick legs, stacks 8 high

Arm	B	C (com)	D	E (col)	F	G	L
Armless	335.50	344.85	356.95	374.55	400.95	438.90	502.70



### 9541A Guest Lobby

Stacking side chair with arms, stick legs, stacks 8 high

Arm	B	C (com)	D	E (col)	F	G	L
Arm	349.25	358.60	370.70	388.30	414.70	452.65	516.45

### 9544NA Guest Lobby

Stacking side chair without arms, with casters, stacks 4 high

Arm	B	C (com)	D	E (col)	F	G	L
Armless	352.00	361.35	373.45	391.05	417.45	455.40	519.20

### 9544A Guest Lobby

Stacking side chair with arms, with casters, stacks 4 high

Arm	B	C (com)	D	E (col)	F	G	L
Arm	365.75	375.10	387.20	404.80	431.20	469.15	532.95

### 9961 Cart

Cart 272.25

### M9961GB

Ganging Device 40.15

## GUEST LOBBY POPULAR OPTIONS

- 25F RFoam 50.05
- 26F Dual density foam 29.15
- 30C Hard floor casters 29.15

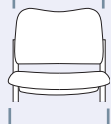
# FURY 9900

## STANDARD FEATURES

- Accommodates up to 350lbs
- Meets CAL 117-2013
- Fully upholstered seat and back
- Welded steel frame
- Completely assembled
- Ganging capability
- Standard seat height: 17-1/2"

back width

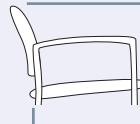
18 1/2"



seat width  
18 1/2"

back height

14"



seat depth  
19 1/2"



Model 9961

**OPTIONS** Available options are listed below.



### 9961NA Guest Lobby

Stacking side chair without arms, stick legs, stacks 8 high

Arm	B	C (com)	D	E (col)	F	G	L
Armless	277.75	287.10	299.20	316.80	343.20	381.15	444.95

### 9961A Guest Lobby

Stacking side chair with arms, stick legs, stacks 8 high

Arm	B	C (com)	D	E (col)	F	G	L
Arm	291.50	300.85	312.95	330.55	356.95	394.90	458.70

### 9964NA Guest Lobby

Stacking side chair without arms, with casters, stacks 4 high

Arm	B	C (com)	D	E (col)	F	G	L
Armless	294.25	303.60	315.70	333.30	359.70	397.65	461.45

### 9964A Guest Lobby

Stacking side chair with arms, with casters, stacks 4 high

Arm	B	C (com)	D	E (col)	F	G	L
Arm	308.00	317.35	329.45	347.05	373.45	411.40	475.20

### 9961 Cart

Cart 272.25

### M9961GB

Ganging Device 40.15

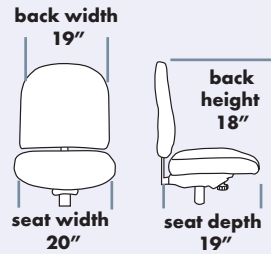
## GUEST LOBBY POPULAR OPTIONS

- 25F RFoam 50.05
- 26F Dual density foam 29.15
- 30C Hard floor casters 29.15

# INTERNET 4800

## STANDARD FEATURES

- Accommodates up to 300lbs
- Meets CAL 117-2013
- 13B - 28" black nylon base
- 55mm dual wheeled, hooded casters
- Standard seat height approx. range for model pictured (floor to top of seat): 19" to 22-1/2" (with 100mm cylinder)



Model 4814

**OPTIONS** See pages 133-134 for additional options



### 4814 Task

**MEDIUM BACK**  
Multi-function 04-control w/ seat slider

Arm	B	C (com)	D	E (col)	F	G	L
Armless	526.35	542.30	563.75	594.00	634.70	698.50	825.00

### 4815 Task

**MEDIUM BACK**  
Ratchet back, multi-function 05-control w/seat slider

Arm	B	C (com)	D	E (col)	F	G	L
Armless	569.25	585.20	606.65	636.90	677.60	741.40	867.90

Domestically sourced, 55-control with integrated seat slider

**82.50**

### 4818 Task

**MEDIUM BACK**  
Ratchet back, multi-function 08-control w/ built-in seat slider, knee tilt

Arm	B	C (com)	D	E (col)	F	G	L
Armless	699.05	715.00	736.45	766.70	807.40	871.20	997.70

### 48114 Task

**MEDIUM BACK**  
Ratchet back, advanced synchro tilt control w/ built-in seat slider, tilt lock

Arm	B	C (com)	D	E (col)	F	G	L
Armless	569.25	585.20	606.65	636.90	677.60	741.40	867.90

### NS481 Task

**MEDIUM BACK**  
Enhanced task 07 control and ratchet back w/ seat slider

Arm	B	C (com)	D	E (col)	F	G	L
Armless	553.85	569.80	591.25	621.50	662.20	726.00	852.50



**01A**  
Fold away arm with vertical and horizontal adjustment. Standard with 10P arm pad.  
**143.00**



**18A**  
360 degree pivot, vertically and horizontally adjustable arm, standard with 10P arm pad.  
**104.50**



**23A**  
Forward angled, vertically and horizontally adjustable arm, standard with 10P arm pad.  
**94.05**



**25A**  
Vertical and horizontal adjustable "T" arm. Standard with 10P arm pad.  
**79.75**



**37A**  
4-way, multifunction, vertical and horizontal adjustment w/built in pad. Pads cannot be changed.  
**108.35**

## SEAT SIZE OPTIONS

<b>480 Small</b> 18-1/2 w x 17-1/2 d	N/C	<b>1100 X-Small Tractor</b> 19-3/4 w x 19-3/4 d	<b>35.75</b>
<b>482 Medium</b> 20 w x 19 d	<b>Standard</b>	<b>1200 Small Tractor</b> 22 w x 19-3/4 d	<b>35.75</b>
<b>484 Large</b> 21 w x 20 d	N/C	<b>1300 Medium Tractor</b> 22-1/2 w x 20-1/4 d	<b>35.75</b>
<b>490 X-Large</b> 23 w x 21 d	N/C	<b>1500 Deep Tractor</b> 24-1/4 w x 19-3/4 d	<b>99.00</b>
<b>1900 Molded Tractor</b> 21 w x 19 d	N/C		

## POPULAR OPTIONS

- **70P** Extra thick, soft arm pad **11.00**
- **25F** RFoM (memory foam) **50.05**
- **60L** Air Lumbar **90.20**

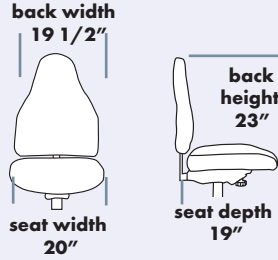
## 24/7 UPGRADE

- **24/7 Upgrade 196.35**  
**Includes:**  
Seat Slider  
28" Heavy duty base  
70mm Heavy duty casters  
9 Ply seat shell  
Dual Density Foam
- \*24/7 Upgrade option only available on 05, 14, and NS models.*

# INTERNET 4800

## STANDARD FEATURES

- Accommodates up to 300lbs
- Meets CAL 117-2013
- 13B - 28" black nylon base
- 55mm dual wheeled, hooded casters
- Standard seat height approx. range for model pictured (floor to top of seat): 19" to 22-1/2" (with 100mm cylinder)



Model 4834

**OPTIONS** See pages 133-134 for additional options



### 4834 Task

**MANAGERS HIGH BACK**  
Multi-function 04-control  
w/ seat slider

Arm	B	C (com)	D	E (col)	F	G	L
-----	---	---------	---	---------	---	---	---

Armless 551.10 567.05 588.50 618.75 659.45 723.25 849.75

### 4835 Task

**MANAGERS HIGH BACK**  
Ratchet back, multi-function  
05-control w/seat slider

Arm	B	C (com)	D	E (col)	F	G	L
-----	---	---------	---	---------	---	---	---

Armless 594.00 609.95 631.40 661.65 702.35 766.15 892.65

Domestically sourced, 55-control with integrated seat slider

82.50

### 4838 Task

**MANAGERS HIGH BACK**  
Ratchet back, multi-function 08-  
control w/ built-in seat slider, knee tilt

Arm	B	C (com)	D	E (col)	F	G	L
-----	---	---------	---	---------	---	---	---

Armless 723.80 739.75 761.20 791.45 832.15 895.95 1022.45

### 48314 Task

**MANAGERS HIGH BACK**  
Advanced synchro tilt control w/ built-  
in seat slider, tilt lock and ratchet back

Arm	B	C (com)	D	E (col)	F	G	L
-----	---	---------	---	---------	---	---	---

Armless 594.00 609.95 631.40 661.65 702.35 766.15 892.65

### NS483 Task

**MANAGERS HIGH BACK**  
Enhanced task 07 control and  
ratchet back w/ seat slider

Arm	B	C (com)	D	E (col)	F	G	L
-----	---	---------	---	---------	---	---	---

Armless 578.60 594.55 616.00 646.25 686.95 750.75 877.25



**01A**  
Fold away arm with vertical  
and horizontal adjustment.  
Standard with 10P arm pad.  
**143.00**



**18A**  
360 degree pivot, vertically  
and horizontally adjustable  
arm, standard with 10P arm  
pad.  
**104.50**



**23A**  
Forward angled, vertically  
and horizontally adjustable  
arm, standard with 10P arm  
pad.  
**94.05**



**25A**  
Vertical and horizontal  
adjustable "T" arm.  
Standard with 10P arm pad.  
**79.75**



**37A**  
4-way, multifunction,  
vertical and horizontal  
adjustment w/built in pad.  
Pads cannot be changed.  
**108.35**

## SEAT SIZE OPTIONS

<b>480 Small</b> 18-1/2 w x 17-1/2 d	N/C	<b>1100 X-Small Tractor</b> 19-3/4 w x 19-3/4 d	<b>35.75</b>
<b>482 Medium</b> 20 w x 19 d	Standard	<b>1200 Small Tractor</b> 22 w x 19-3/4 d	<b>35.75</b>
<b>484 Large</b> 21 w x 20 d	N/C	<b>1300 Medium Tractor</b> 22-1/2 w x 20-1/4 d	<b>35.75</b>
<b>490 X-Large</b> 23 w x 21 d	N/C	<b>1500 Deep Tractor</b> 24-1/4 w x 19-3/4 d	<b>99.00</b>
<b>1900 Molded Tractor</b> 21 w x 19 d	N/C		

## POPULAR OPTIONS

<b>70P</b> Extra thick, soft arm pad	<b>11.00</b>
<b>25F</b> RFoam (memory foam)	<b>50.05</b>
<b>59L</b> Comfort Cutout	<b>55.00</b>
<b>60L</b> Air Lumbar	<b>90.20</b>
<b>70L</b> Air Thoracic	<b>90.20</b>
<b>68L</b> Air Lumbar & Thoracic	<b>143.55</b>

## 24/7 UPGRADE

- 24/7 Upgrade 196.35**  
**Includes:**  
Seat Slider  
28" Heavy duty base  
70mm Heavy duty casters  
9 Ply seat shell  
Dual Density Foam
- \*24/7 Upgrade option only available on 05, 14, and NS models.*

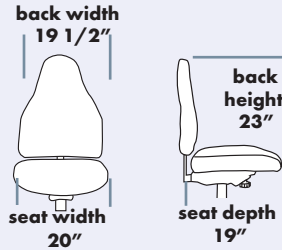


# INTERNET 4800



## STANDARD FEATURES

- Accommodates up to 350lbs
- 24/7 rated
- Meets CAL 117-2013
- 27B - 28" black nylon reinforced base
- 911C - 70mm heavy-duty casters
- 9 Ply tapered seat shell
- 26F - Dual Density seat foam
- Seat boxing, back seat panel, out-back and bottom in-back cutout in black AIM 1200D ballistic polyester
- 58BD - beading (protective edge guard on back)
- Standard seat height approx. range for model pictured (floor to top of seat): 21" to 24-1/2" (with 100mm cylinder)



Model MP484-50

**OPTIONS** See pages 133-134 for additional options

MP484-50CONT Task	Arm	B	C (com)	D	E (col)	F	G	L
<b>MANAGERS HIGH BACK</b> Ratchet back, multi-function 50-control w/seat slider	Armless	792.00	807.95	829.40	859.65	900.35	964.15	1090.65

M4844-14CONT Task	Arm	B	C (com)	D	E (col)	F	G	L
<b>MANAGERS HIGH BACK</b> Advanced synchro tilt control w/ built-in seat slider, tilt lock and ratchet back	Armless	792.00	807.95	829.40	859.65	900.35	964.15	1090.65

M484N-NS CONT Task	Arm	B	C (com)	D	E (col)	F	G	L
<b>MANAGERS HIGH BACK</b> Enhanced task 07 control and ratchet back w/ seat slider	Armless	776.60	792.55	814.00	844.25	884.95	948.75	1075.25



**01A**  
Fold away arm with vertical and horizontal adjustment. Standard with 10P arm pad.  
**143.00**



**18A**  
360 degree pivot, vertically and horizontally adjustable arm, standard with 10P arm pad.  
**104.50**



**23A**  
Forward angled, vertically and horizontally adjustable arm, standard with 10P arm pad.  
**94.05**



**25A**  
Vertical and horizontal adjustable "T" arm. Standard with 10P arm pad.  
**79.75**



**37A**  
4-way, multifunction, vertical and horizontal adjustment w/built in pad. Pads cannot be changed.  
**108.35**

**Please note:** Cross Check, Foundation, and Symphony classic will be warranted for 3 years on 24/7 chairs. All other fabrics are not covered under warranty. To ensure the greatest protection for these chairs, we strongly recommend selecting one of the fabrics with over 250,000 double rubs.

SEAT SIZE OPTIONS		
<b>252 Small</b> 20 w x 18 d		N/C
<b>253 Medium</b> 20 w x 19 d	Standard	
<b>255 Large</b> 21-1/2 w x 20 d		N/C

POPULAR OPTIONS	
<b>70P</b> Extra thick, soft arm pad	11.00
<b>25F</b> RFoam (memory foam)	50.05
<b>60L</b> Air Lumbar	90.20
<b>70L</b> Air Thoracic	90.20
<b>68L</b> Air Lumbar & Thoracic	143.55
<b>65HR</b> Articulating headrest	254.10

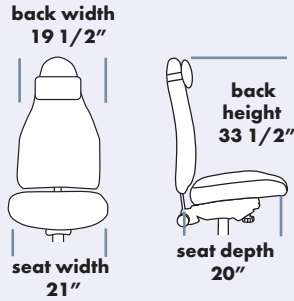
MP/BT UPGRADE SEAT SIZE OPTIONS		** 400 lbs. rated **
<b>2062 Small</b> 24 w x 20 d		171.00
<b>2063 Medium</b> 24 w x 21 d		171.00
<b>2064 Large</b> 24 w x 22 d		171.00

*\*400 lbs. rated seats only available on 50-control or NS models  
\*no seat slider*

# INTERNET 4800

## STANDARD FEATURES

- Accommodates up to 300lbs
- Meets CAL 117-2013
- 13B - 28" black nylon base
- 55mm dual wheeled, hooded casters
- Standard seat height approx. range for model pictured (floor to top of seat): 19" to 22-1/2" (with 100mm cylinder)



Model 4895

**OPTIONS** See pages 133-134 for additional options



### 4894 Task

**EXECUTIVE HIGH BACK**  
w/pillow Multi-function 04-control  
w/ seat slider

Arm	B	C	D	E	F	G	L
		(com)		(col)			
Armless	765.60	785.40	811.25	853.60	908.60	992.20	1137.40

### 4895 Task

**EXECUTIVE HIGH BACK**  
w/pillow Ratchet back, multi-  
function 05-control w/seat slider

Arm	B	C	D	E	F	G	L
		(com)		(col)			
Armless	808.50	828.30	854.15	896.50	951.50	1035.10	1180.30

### 4898 Task

**EXECUTIVE HIGH BACK**  
w/pillow, ratchet back, multi-  
function 08-control w/built-in seat  
slider, knee tilt

Arm	B	C	D	E	F	G	L
		(com)		(col)			
Armless	938.30	958.10	983.95	1026.30	1081.30	1164.90	1310.10

### 48914 Task

**EXECUTIVE HIGH BACK**  
w/pillow, advanced synchro tilt  
control w/built-in seat slider, tilt lock  
and ratchet back

Arm	B	C	D	E	F	G	L
		(com)		(col)			
Armless	808.50	828.30	854.15	896.50	951.50	1035.10	1180.30



**01A**  
Fold away arm with vertical  
and horizontal adjustment.  
Standard with 10P arm pad.  
**143.00**



**18A**  
360 degree pivot, vertically  
and horizontally adjustable  
arm, standard with 10P arm  
pad.  
**104.50**



**23A**  
Forward angled, vertically  
and horizontally adjustable  
arm, standard with 10P arm  
pad.  
**94.05**



**25A**  
Vertical and horizontal  
adjustable "T" arm.  
Standard with 10P arm pad.  
**79.75**



**37A**  
4-way, multifunction,  
vertical and horizontal  
adjustment w/built in pad.  
Pads cannot be changed.  
**108.35**

## SEAT SIZE OPTIONS

<b>480 Small</b> 18 1/2 w x 17 1/2 d	N/C	<b>1100 X-Small Tractor</b> 19-3/4 w x 19-3/4 d	<b>35.75</b>
<b>482 Medium</b> 20 w x 19 d	N/C	<b>1200 Small Tractor</b> 22 w x 19-3/4 d	<b>35.75</b>
<b>484 Large</b> 21 w x 20 d	Standard	<b>1300 Medium Tractor</b> 22-1/2 w x 20-1/4 d	<b>35.75</b>
<b>490 X-Large</b> 23 w x 21 d	N/C	<b>1500 Deep Tractor</b> 24-1/4 w x 19-3/4 d	<b>99.00</b>
<b>1900 Molded Tractor</b> 21 w x 19 d	N/C		

## POPULAR OPTIONS

70P Extra thick, soft arm pad	<b>11.00</b>
25F RFoM (memory foam)	<b>50.05</b>
60L Air Lumbar	<b>90.20</b>
70L Air Thoracic	<b>90.20</b>
68L Air Lumbar & Thoracic	<b>143.55</b>

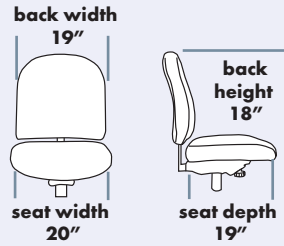
## 24/7 UPGRADE

- 24/7 Upgrade 196.35**  
**Includes:**  
Seat Slider  
28" Heavy duty base  
70mm Heavy duty casters  
9 Ply seat shell  
Dual Density Foam
- \*24/7 Upgrade option only available on 05, 14, and NS models.*

# INTERNET 4800

## STANDARD FEATURES

- Accommodates up to 300lbs
- Meets CAL 117-2013
- 13B - 28" black nylon base
- 55mm dual wheeled, hooded casters
- 37FR - Adjustable height foot ring
- Standard seat height approx. range for model pictured (floor to top of seat): 25" to 32" (with 200mm cylinder)



Model 4813

**OPTIONS** See pages 133-134 for additional options

[CLICK HERE FOR APPROXIMATE STOOL HEIGHT GUIDELINES](#)

Note: please specify stool kit 37200 or 37270



### 4813-37200 Stool

Arm	B	C (com)	D	E (col)	F	G	L	
MEDIUM BACK STOOL Tri-action 03-control	Armless	606.65	622.60	644.05	674.30	715.00	778.80	905.30

### 48133-37200 Stool

Arm	B	C (com)	D	E (col)	F	G	L	
MEDIUM BACK STOOL Ratchet back, tri-action 33-control	Armless	648.45	664.40	685.85	716.10	756.80	820.60	947.10



**01A**  
Fold away arm with vertical and horizontal adjustment. Standard with 10P arm pad.  
**143.00**



**18A**  
360 degree pivot, vertically and horizontally adjustable arm, standard with 10P arm pad.  
**104.50**



**23A**  
Forward angled, vertically and horizontally adjustable arm, standard with 10P arm pad.  
**94.05**



**25A**  
Vertical and horizontal adjustable "T" arm. Standard with 10P arm pad.  
**79.75**



**37A**  
4-way, multifunction, vertical and horizontal adjustment w/built in pad. Pads cannot be changed.  
**108.35**

## SEAT SIZE OPTIONS

<b>480 Small</b> 18-1/2 w x 17-1/2 d	N/C	<b>1100 X-Small Tractor</b> 19-3/4 w x 19-3/4 d	<b>35.75</b>
<b>482 Medium</b> 20 w x 19 d	Standard	<b>1200 Small Tractor</b> 22 w x 19-3/4 d	<b>35.75</b>
<b>484 Large</b> 21 w x 20 d	N/C	<b>1300 Medium Tractor</b> 22-1/2 w x 20-1/4 d	<b>35.75</b>
<b>490 X-Large</b> 23 w x 21 d	N/C	<b>1500 Deep Tractor</b> 24-1/4 w x 19-3/4 d	<b>99.00</b>
<b>1900 Molded Tractor</b> 21 w x 19 d	N/C		

## STOOLS POPULAR OPTIONS

- 70P** Extra thick, soft arm pad **11.00**
- 25F** RFoAM (memory foam) **50.05**
- 60L** Air Lumbar **90.20**
- 33SS** Seat Slider **33.00**
- 16B** Foot ring base. w/60mm caster. Only available in 175mm or 200mm cylinder. **N/C**

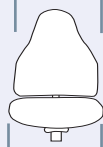


# INTERNET 4800

## STANDARD FEATURES

- Accommodates up to 300lbs
- Meets CAL 117-2013
- 13B - 28" black nylon base
- 55mm dual wheeled, hooded casters
- 37FR - Adjustable height foot ring
- Standard seat height approx. range for model pictured (floor to top of seat): 25" to 32" (with 200mm cylinder)

back width  
19 1/2"



seat width  
20"

back height  
23"



seat depth  
19"



Model 4833

**OPTIONS** See pages 133-134 for additional options

[CLICK HERE FOR APPROXIMATE STOOL HEIGHT GUIDELINES](#)



NOTE: please specify stool kit 37200 or 37270

4833-37200 Stool	Arm	B	C (com)	D	E (col)	F	G	L
<b>MANAGERS HIGH BACK STOOL</b> Tri-action 03-control	Armless	631.40	647.35	668.80	699.05	739.75	803.55	930.05

48333-37200	Arm	B	C (com)	D	E (col)	F	G	L
<b>MANAGERS HIGH BACK STOOL</b> Ratchet back, tri-action 33-control	Armless	673.20	689.15	710.60	740.85	781.55	845.35	971.85



**01A**  
Fold away arm with vertical and horizontal adjustment. Standard with 10P arm pad.  
**143.00**



**18A**  
360 degree pivot, vertically and horizontally adjustable arm, standard with 10P arm pad.  
**104.50**



**23A**  
Forward angled, vertically and horizontally adjustable arm, standard with 10P arm pad.  
**94.05**



**25A**  
Vertical and horizontal adjustable "T" arm. Standard with 10P arm pad.  
**79.75**



**37A**  
4-way, multifunction, vertical and horizontal adjustment w/built in pad. Pads cannot be changed.  
**108.35**

## SEAT SIZE OPTIONS

<b>480 Small</b> 18-1/2 w x 17-1/2 d	N/C	<b>1100 X-Small Tractor</b> 19-3/4 w x 19-3/4 d	<b>35.75</b>
<b>482 Medium</b> 20 w x 19 d	Standard	<b>1200 Small Tractor</b> 22 w x 19-3/4 d	<b>35.75</b>
<b>484 Large</b> 21 w x 20 d	N/C	<b>1300 Medium Tractor</b> 22-1/2 w x 20-1/4 d	<b>35.75</b>
<b>490 X-Large</b> 23 w x 21 d	N/C	<b>1500 Deep Tractor</b> 24-1/4 w x 19-3/4 d	<b>99.00</b>
<b>1900 Molded Tractor</b> 21 w x 19 d	N/C		

## STOOLS POPULAR OPTIONS

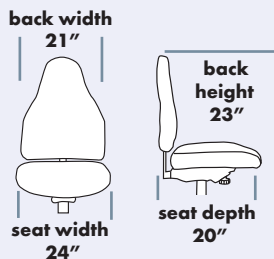
<b>70P</b> Extra thick, soft arm pad	<b>11.00</b>
<b>25F</b> RFoAM (memory foam)	<b>50.05</b>
<b>59L</b> Comfort Cutout	<b>55.00</b>
<b>60L</b> Air Lumbar	<b>90.20</b>
<b>33SS</b> Seat Slider	<b>33.00</b>
<b>16B</b> Foot ring base w/60mm caster. Only available in 175mm or 200mm cylinder.	<b>N/C</b>



# INTERNET 4800

## STANDARD FEATURES

- Accommodates up to 400lbs
- Meets CAL 117-2013
- 27B - 28" black nylon reinforced base
- 911 - 70mm heavy-duty casters
- 11 Ply seat shell
- 14BB - Extended back bar
- Standard seat height approx. range for model pictured (floor to top of seat): 19-1/4" to 22-3/4" (with 100mm cylinder)



Model BT41

## OPTIONS See pages 133-134 for additional options

Not available: 04, 08, 09, 18, 23, 24 & 37 Arms; 33 Seat Slider; 481, 489 Backs



### BT41 Task

#### MANAGERS HIGH BACK

Enhanced ratchet back swivel tilter  
07-control

Arm	B	C (com)	D	E (col)	F	G	L
Armless	727.10	743.05	764.50	794.75	835.45	899.25	1025.75

### BT42 Task

#### MANAGERS HIGH BACK

Ratchet back with heavy duty, multi-function infinite tilt lock 50-control w/ longer, easy-access cylinder paddle

Arm	B	C (com)	D	E (col)	F	G	L
Armless	742.50	758.45	779.90	810.15	850.85	914.65	1041.15



#### 01A

Fold away arm with vertical and horizontal adjustment. Standard with 10P arm pad.

143.00



#### 03A

Loop arm with vertical and horizontal adjustment.

170.50



#### 12A

Vertical and horizontal adjustable "T" arm with knob. Standard with 10P arm pad.

99.00



#### 25A

Vertical and horizontal adjustable "T" arm. Standard with 10P arm pad.

79.75

## SEAT SIZE OPTIONS

2021 X-Small 24 w x 18 d	N/C
2022 Small 24 w x 19 d	N/C
2023 Medium 24 w x 20 d	Standard
2024 Large 24 w x 21 d	N/C

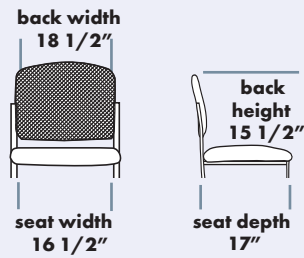
## BT POPULAR OPTIONS

- 70P Extra thick, soft arm pad 11.00
- 25F RFoaM (memory foam) 50.05
- 59L Comfort Cutout 55.00
- 60L Air Lumbar 90.20
- 65HR Articulating headrest 254.10
- 24/7 Upgrade for BT models 231.00

# LINK 150

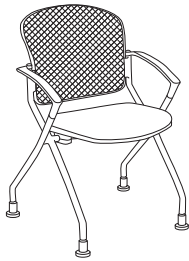
## STANDARD FEATURES

- Accommodates up to 300lbs
- Meets CAL 117-2013
- 50mm dual wheeled, hooded casters
- Black mesh back, fully upholstered seat
- Round heavy gauge 1-1/8" diameter tubular steel frame
- Standard seat height: 18"



Model 150A

**OPTIONS** Available options are listed below.



### 150NA Guest Lobby

Nesting side chair without arms

Arm	B	C (com)	D	E (col)	F	G	L
Armless	261.25	271.15	283.25	300.30	326.70	365.20	429.55

### 150A Guest Lobby

Nesting side chair with arms

Arm	B	C (com)	D	E (col)	F	G	L
Arm	275.00	284.90	297.00	314.05	340.45	378.95	443.30



1st chair is 24" deep. Each additional chair adds 7" to the depth.

## GUEST LOBBY MESH OPTIONS

- Teknit Mesh Color Bleach Cleanable **28.00**
- Standard Mesh Color **16.50**

[CLICK HERE FOR COLOR OPTIONS](#)

[CLICK HERE FOR LOGO INFORMATION](#)

## GUEST LOBBY POPULAR OPTIONS

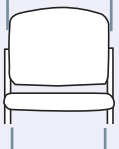
- 25F RFoam **50.05**
- 26F Dual density foam **29.15**
- 30C Hard floor casters **29.15**
- 32C Non-marring glides **N/C**
- Plastic seat **-11.00**

# LINK 150

## STANDARD FEATURES

- Accommodates up to 300lbs
- Meets CAL 117-2013
- 50mm dual wheeled, hooded casters
- Fully upholstered seat and back
- Round heavy gauge 1-1/8" diameter tubular steel frame
- Standard seat height: 18"

back width  
18 1/2"



seat width  
16 1/2"

back height  
15 1/2"

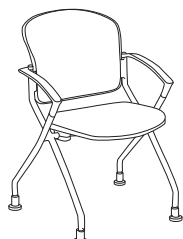


seat depth  
17"



Model 152A

**OPTIONS** Available options are listed below.



### 152NA Guest Lobby

Nesting side chair without arms

Arm	B	C (com)	D	E (col)	F	G	L
Armless	297.00	306.35	318.45	336.05	362.45	400.40	464.20

### 152A Guest Lobby

Nesting side chair with arms

Arm	B	C (com)	D	E (col)	F	G	L
Arm	310.75	320.10	332.20	349.80	376.20	414.15	477.95



1st chair is 24" deep. Each additional chair adds 7" to the depth.

## GUEST LOBBY POPULAR OPTIONS

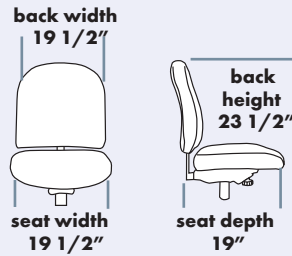
- 25F RFoam **50.05**
- 26F Dual density foam **29.15**
- 30C Hard floor casters **29.15**
- 32C Non-marring glides **N/C**
- Plastic seat **-11.00**

# MANHATTAN 6900

## STANDARD FEATURES

- Accommodates up to 300lbs
- Meets CAL 117-2013
- 13B - 28" black nylon base
- 55mm dual wheeled, hooded casters
- Top stitch sewn fabric on seat and back
- Standard seat height approx. range for model pictured (floor to top of seat) : 19-1/4" to 22-3/4" (with 100mm cylinder)

\*Option 58BD is required with Teknit fabric on back\*



Model 6935

**OPTIONS** See pages 133-134 for additional options



### 6934 Task

**MANAGERS HIGH BACK**  
Multi-function 04 control  
w/seat slider

Arm	B	C (com)	D	E (col)	F	G	L
Armless	633.60	649.55	671.00	701.25	741.95	805.75	932.25

### 6935 Task

**MANAGERS HIGH BACK**  
Ratchet back, multi-function  
05-control w/ seat slider

Arm	B	C (com)	D	E (col)	F	G	L
Armless	676.50	692.45	713.90	744.15	784.85	848.65	975.15

### 6938 Task

**MANAGERS HIGH BACK**  
Ratchet back, multi-function  
08-control w/ built-inseat slider, knee tilt

Arm	B	C (com)	D	E (col)	F	G	L
Armless	806.30	822.25	843.70	873.95	914.65	978.45	1104.95

### 69314 Task

**MANAGERS HIGH BACK**  
Advanced synchro tilt control w/ built-in  
seat slider, tilt lock and ratchet back

Arm	B	C (com)	D	E (col)	F	G	L
Armless	676.50	692.45	713.90	744.15	784.85	848.65	975.15



**01A**  
Fold away arm with vertical  
and horizontal adjustment.  
Standard with 10P arm pad.  
**143.00**



**18A**  
360 degree pivot, vertically  
and horizontally adjustable  
arm, standard with 10P arm  
pad.  
**104.50**



**23A**  
Forward angled, vertically  
and horizontally adjustable  
arm, standard with 10P arm  
pad.  
**94.05**



**25A**  
Vertical and horizontal  
adjustable "T" arm.  
Standard with 10P arm pad.  
**79.75**



**37A**  
4-way, multifunction,  
vertical and horizontal  
adjustment w/built in pad.  
Pads cannot be changed.  
**108.35**

## SEAT SIZE OPTIONS

<b>692 Small</b> 18 w x 16- 1/2 d	N/C	<b>1100 X-Small Tractor</b> 19-3/4 w x 19-3/4 d	<b>35.75</b>
<b>695 Medium</b> 19-1/2 w x 19 d	Standard	<b>1200 Small Tractor</b> 22 w x 19-3/4 d	<b>35.75</b>
<b>698 Large</b> 22 w x 20 d	N/C	<b>1300 Medium Tractor</b> 22-1/2 w x 20-1/4 d	<b>35.75</b>
<b>1900 Molded Tractor</b> 21 w x 19 d	N/C	<b>1500 Deep Tractor</b> 24-1/4 w x 19-3/4 d	<b>99.00</b>

## POPULAR OPTIONS

70P Extra thick, soft arm pad	<b>11.00</b>
25F Rfoam (memory foam)	<b>50.05</b>
58BD Beading (required for Teknit fabric)	<b>33.00</b>
60L Air Lumbar	<b>90.20</b>

## 24/7 UPGRADE

- 24/7 Upgrade 196.35**  
**Includes:**  
Seat Slider  
28" Heavy duty base  
70mm Heavy duty casters  
9 Ply seat shell  
Dual Density Foam

\*24/7 Upgrade option only  
available on 05, 14, and NS  
models.

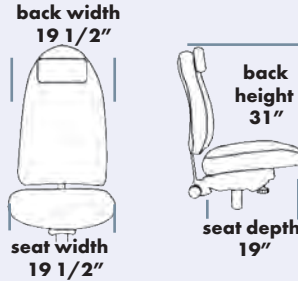


# MANHATTAN 6900

## STANDARD FEATURES

- Accommodates up to 300lbs
- Meets CAL 117-2013
- 13B - 28" black nylon base
- 55mm dual wheeled, hooded casters
- Top stitch sewn fabric on seat and back
- Standard seat height approx. range for model pictured (floor to top of seat): 19" to 22-3/4" (with 100mm cylinder)

\*Option 58BD is required with Teknit fabric on back\*



Model 6948

**OPTIONS** See pages 133-134 for additional options



### 01A

Fold away arm with vertical and horizontal adjustment. Standard with 10P arm pad. **143.00**

### 18A

360 degree pivot, vertically and horizontally adjustable arm, standard with 10P arm pad. **104.50**

### 23A

Forward angled, vertically and horizontally adjustable arm, standard with 10P arm pad. **94.05**

### 25A

Vertical and horizontal adjustable "T" arm. Standard with 10P arm pad. **79.75**

### 37A

4-way, multifunction, vertical and horizontal adjustment w/built in pad. Pads cannot be changed. **108.35**

## 6944 Task

**STREAMLINE EXECUTIVE HIGH BACK w/pillow, multi-function 04 control w/seat slider**

Arm	B	C (com)	D	E (col)	F	G	L
-----	---	---------	---	---------	---	---	---

Armless	842.60	862.40	888.25	930.60	985.60	1069.20	1214.40
---------	--------	--------	--------	--------	--------	---------	---------

## 6945 Task

**STREAMLINE EXECUTIVE HIGH BACK w/pillow, ratchet back, multi-function 05-control w/ seat slider**

Arm	B	C (com)	D	E (col)	F	G	L
-----	---	---------	---	---------	---	---	---

Armless	885.50	905.30	931.15	973.50	1028.50	1112.10	1257.30
---------	--------	--------	--------	--------	---------	---------	---------

## 6948 Task

**STREAMLINE EXECUTIVE HIGH BACK w/pillow, ratchet back, multi-function 08-control w/built-in seat slider, knee tilt**

Arm	B	C (com)	D	E (col)	F	G	L
-----	---	---------	---	---------	---	---	---

Armless	1015.30	1035.10	1060.95	1103.30	1158.30	1241.90	1387.10
---------	---------	---------	---------	---------	---------	---------	---------

## 69414 Task

**STREAMLINE EXECUTIVE HIGH BACK w/pillow, advanced synchro tilt control w/ built-in seat slider, tilt lock and ratchet back**

Arm	B	C (com)	D	E (col)	F	G	L
-----	---	---------	---	---------	---	---	---

Armless	885.50	905.30	931.15	973.50	1028.50	1112.10	1257.30
---------	--------	--------	--------	--------	---------	---------	---------

## SEAT SIZE OPTIONS

<b>692 Small</b> 18 w x 16- 1/2 d	N/C	<b>1100 X-Small Tractor</b> 19-3/4 w x 19-3/4 d	<b>35.75</b>
<b>695 Medium</b> 19-1/2 w x 19 d	Standard	<b>1200 Small Tractor</b> 22 w x 19-3/4 d	<b>35.75</b>
<b>698 Large</b> 22 w x 20 d	N/C	<b>1300 Medium Tractor</b> 22-1/2 w x 20-1/4 d	<b>35.75</b>
<b>1900 Molded Tractor</b> 21 w x 19 d	N/C	<b>1500 Deep Tractor</b> 24-1/4 w x 19-3/4 d	<b>99.00</b>

## POPULAR OPTIONS

- 70P** Extra thick, soft arm pad **11.00**
- 25F** RFoam (memory foam) **50.05**
- 58BD** Beading (required for Teknit fabric) **33.00**
- 60L** Air Lumbar **90.20**

## 24/7 UPGRADE

- 24/7 Upgrade 196.35**

**Includes:**  
 Seat Slider  
 28" Heavy duty base  
 70mm Heavy duty casters  
 9 Ply seat shell  
 Dual Density Foam

\*24/7 Upgrade option only available on 05, 14, and NS models.

# MANHATTAN 6900

## STANDARD FEATURES

- Accommodates up to 300lbs
- Meets CAL 117-2013
- 13B - 28" black nylon base
- 55mm dual wheeled, hooded casters
- Top stitch sewn fabric on seat and back
- Standard seat height approx. range for model pictured (floor to top of seat): 19-1/4" to 22-3/4" (with 100mm cylinder)

\*Option 58BD is required with Teknit fabric on back\*

back width  
20"



seat width  
22"

back  
height  
23"



seat depth  
20"



Model 6985

**OPTIONS** See pages 133-134 for additional options



### 6984 Task

**LARGE MANAGERS HIGH BACK**  
Multi-function 04 control  
w/seat slider

Arm	B	C	D	E	F	G	L
		(com)		(col)			
Armless	663.85	679.80	701.25	731.50	772.20	836.00	962.50

### 6985 Task

**LARGE MANAGERS HIGH BACK**  
Ratchet back, multi-function  
05-control w/ seat slider

Arm	B	C	D	E	F	G	L
		(com)		(col)			
Armless	706.75	722.70	744.15	774.40	815.10	878.90	1005.40

### 6988 Task

**LARGE MANAGERS HIGH BACK**  
Ratchet back, multi-function 08-  
control w/ built-in seat slider, knee tilt

Arm	B	C	D	E	F	G	L
		(com)		(col)			
Armless	836.55	852.50	873.95	904.20	944.90	1008.70	1135.20

### 69814 Task

**LARGE MANAGERS HIGH BACK**  
Advanced synchro tilt control w/ built-  
in seat slider, tilt lock and ratchet back

Arm	B	C	D	E	F	G	L
		(com)		(col)			
Armless	706.75	722.70	744.15	774.40	815.10	878.90	1005.40



**01A**  
Fold away arm with vertical  
and horizontal adjustment.  
Standard with 10P arm pad.  
**143.00**



**18A**  
360 degree pivot, vertically  
and horizontally adjustable  
arm, standard with 10P arm  
pad.  
**104.50**



**23A**  
Forward angled, vertically  
and horizontally adjustable  
arm, standard with 10P arm  
pad.  
**94.05**



**25A**  
Vertical and horizontal  
adjustable "T" arm.  
Standard with 10P arm pad.  
**79.75**



**37A**  
4-way, multifunction,  
vertical and horizontal  
adjustment w/built in pad.  
Pads cannot be changed.  
**108.35**

## SEAT SIZE OPTIONS

<b>692 Small</b> 18 w x 16- 1/2 d	N/C
<b>695 Medium</b> 19-1/2 w x 19 d	N/C
<b>698 Large</b> 22 w x 20 d	Standard
<b>1900 Molded Tractor</b> 21 w x 19 d	N/C

<b>1100 X-Small Tractor</b> 19-3/4 w x 19-3/4 d	35.75
<b>1200 Small Tractor</b> 22 w x 19-3/4 d	35.75
<b>1300 Medium Tractor</b> 22-1/2 w x 20-1/4 d	35.75
<b>1500 Deep Tractor</b> 24-1/4 w x 19-3/4 d	99.00

## POPULAR OPTIONS

■ 70P Extra thick, soft arm pad	11.00
■ 25F RFoM(memory foam)	50.05
■ 58BD Beading (required for Teknit fabric)	33.00
■ 60L Air Lumbar	90.20

## 24/7 UPGRADE

- **24/7 Upgrade 196.35**  
**Includes:**  
Seat Slider  
28" Heavy duty base  
70mm Heavy duty casters  
9 Ply seat shell  
Dual Density Foam

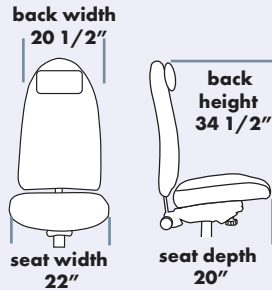
\*24/7 Upgrade option only  
available on 05, 14, and NS  
models.

# MANHATTAN 6900

## STANDARD FEATURES

- Accommodates up to 300lbs
- Meets CAL 117-2013
- 13B - 28" black nylon base
- 55mm dual wheeled, hooded casters
- Top stitch sewn fabric on seat and back
- Standard seat height approx. range for model pictured (floor to top of seat) : 19" to 22-1/2" (with 100mm cylinder)

\*Option 58BD is required with Teknit fabric on back\*



Model 6994

**OPTIONS** See pages 133-134 for additional options



**01A**  
Fold away arm with vertical and horizontal adjustment. Standard with 10P arm pad.  
**143.00**

**18A**  
360 degree pivot, vertically and horizontally adjustable arm, standard with 10P arm pad.  
**104.50**

**23A**  
Forward angled, vertically and horizontally adjustable arm, standard with 10P arm pad.  
**94.05**

**25A**  
Vertical and horizontal adjustable "T" arm. Standard with 10P arm pad.  
**79.75**

**37A**  
4-way, multifunction, vertical and horizontal adjustment w/built in pad. Pads cannot be changed.  
**108.35**

## 6994 Task

**EXECUTIVE HIGH BACK**  
w/pillow, multi-function  
04 control w/ seat slider

Arm	B	C (com)	D	E (col)	F	G	L
Armless	867.35	887.15	913.00	955.35	1010.35	1093.95	1239.15

## 6995 Task

**EXECUTIVE HIGH BACK**  
w/pillow, ratchet back, multi-function 05-control w/ seat slider

Arm	B	C (com)	D	E (col)	F	G	L
Armless	910.25	930.05	955.90	998.25	1053.25	1136.85	1282.05

## 6998 Task

**EXECUTIVE HIGH BACK**  
w/pillow, ratchet back, multi-function 08-control w/built-inseat slider, knee tilt

Arm	B	C (com)	D	E (col)	F	G	L
Armless	1040.05	1059.85	1085.70	1128.05	1183.05	1266.65	1411.85

## 69914 Task

**EXECUTIVE HIGH BACK**  
w/pillow, advanced synchro tilt control w/ built-inseat slider, tilt lock and ratchet back

Arm	B	C (com)	D	E (col)	F	G	L
Armless	910.25	930.05	955.90	998.25	1053.25	1136.85	1282.05

## SEAT SIZE OPTIONS

<b>692 Small</b> 18 w x 16- 1/2 d	N/C	<b>1100 X-Small Tractor</b> 19-3/4 w x 19-3/4 d	<b>35.75</b>
<b>695 Medium</b> 19-1/2 w x 19 d	N/C	<b>1200 Small Tractor</b> 22 w x 19-3/4 d	<b>35.75</b>
<b>698 Large</b> 22 w x 20 d	Standard	<b>1300 Medium Tractor</b> 22-1/2 w x 20-1/4 d	<b>35.75</b>
<b>1900 Molded Tractor</b> 21 w x 19 d	N/C	<b>1500 Deep Tractor</b> 24-1/4 w x 19-3/4 d	<b>99.00</b>

## POPULAR OPTIONS

- 70P** Extra thick, soft arm pad **11.00**
- 25F** RFoam (memory foam) **50.05**
- 58BD** Beading (required for Teknit fabric) **33.00**
- 60L** Air Lumbar **90.20**

## 24/7 UPGRADE

- 24/7 Upgrade 196.35**  
**Includes:**  
Seat Slider  
28" Heavy duty base  
70mm Heavy duty casters  
9 Ply seat shell  
Dual Density Foam

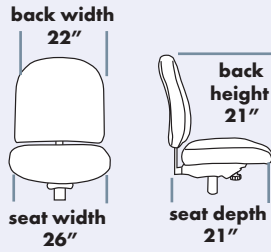
\*24/7 Upgrade option only available on 05, 14, and NS models.

# METRO 2000

## STANDARD FEATURES

- Accommodates up to 500lbs
- Meets CAL 117-2013
- 27B - 28" black nylon reinforced base
- 911C - 70mm heavy duty casters
- 11 Ply seat shell
- 14BB - Extended back bar
- Standard seat height approx. range for model pictured (floor to top of seat): 19-1/2" to 23" (with 100mm cylinder)

\*Option 58BD is required with Teknit fabric on back\*



Model 2006

## OPTIONS See pages 133-134 for additional options

Not available: 04, 08, 09, 18, 23, 24 & 37 Arms, 33 Seat Slider



2006 Task	Arm	B	C (com)	D	E (col)	F	G	L
-----------	-----	---	---------	---	---------	---	---	---

<b>MEDIUM BACK</b> Ratchet back, balance syncro 06-control; longer, easy-access cylinder paddle	Armless	1119.25	1139.05	1164.90	1207.25	1262.25	1345.85	1491.05
--	---------	---------	---------	---------	---------	---------	---------	---------

20050 Task	Arm	B	C (com)	D	E (col)	F	G	L
------------	-----	---	---------	---	---------	---	---	---

<b>MEDIUM BACK</b> Ratchet back with heavy duty, multi-function infinite tilt lock 50 control; longer, easy-access cylinder paddle	Armless	1027.40	1047.20	1073.05	1115.40	1170.40	1254.00	1399.20
---	---------	---------	---------	---------	---------	---------	---------	---------



**01A**  
Fold away arm with vertical and horizontal adjustment. Standard with 10P arm pad.  
**143.00**



**03A**  
Loop arm with vertical and horizontal adjustment.  
**170.50**



**12A**  
Vertical and horizontal adjustable "T" arm with knob. Standard with 10P arm pad.  
**99.00**



**25A**  
Vertical and horizontal adjustable "T" arm. Standard with 10P arm pad.  
**79.75**

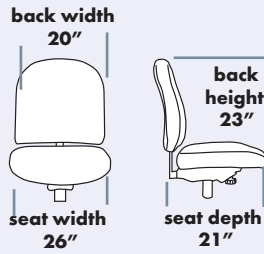
SEAT SIZE OPTIONS		
2015 X-Small 26 w x 18 d		N/C
2016 Small 26 w x 19 d		N/C
2017 Medium 26 w x 20 d		N/C
2018 Large 26 w x 21 d		Standard

POPULAR OPTIONS		
■ 70P Extra thick, soft arm pad		11.00
■ 25F RFoam (memory foam)		50.05
■ 58BD Beading (required for Teknit fabric)		33.00
■ 60L Air Lumbar		90.20
■ 65HR Articulating Headrest		254.10
■ 24/7 Upgrade		231.00

# METRO 2000

## STANDARD FEATURES

- Accommodates up to 500lbs
- Meets CAL 117-2013
- 27B - 28" black nylon reinforced base
- 911C - 70mm heavy duty casters
- 11 Ply seat shell
- 14BB - Extended back bar
- Standard seat height approx. range for model pictured (floor to top of seat): 19-1/2" to 23" (with 100mm cylinder)



\*Option 58BD is required with Teknit fabric on back\*



Model 2086

## OPTIONS See pages 133-134 for additional options

Not available: 04, 08, 09, 18, 23, 24 & 37 Arms, 33 Seat Slider



### 2086 Task

#### MANAGERS HIGH BACK

Ratchet back, balance syncro 06-control; longer, easy-access cylinder paddle

Arm	B	C (com)	D	E (col)	F	G	L
-----	---	---------	---	---------	---	---	---

Armless 1130.25 1150.05 1175.90 1218.25 1273.25 1356.85 1502.05

### 2085 Task

#### MANAGERS HIGH BACK

Ratchet back with heavy duty, multi-function infinite tilt lock 50-control; longer, easy-access cylinder paddle

Arm	B	C (com)	D	E (col)	F	G	L
-----	---	---------	---	---------	---	---	---

Armless 1038.40 1058.20 1084.05 1126.40 1181.40 1265.00 1410.20



#### 01A

Fold away arm with vertical and horizontal adjustment. Standard with 10P arm pad.

143.00



#### 03A

Loop arm with vertical and horizontal adjustment.

170.50



#### 12A

Vertical and horizontal adjustable "T" arm with knob. Standard with 10P arm pad.

99.00



#### 25A

Vertical and horizontal adjustable "T" arm. Standard with 10P arm pad.

79.75

## SEAT SIZE OPTIONS

2015 X-Small 26 w x 18 d	N/C
2016 Small 26 w x 19 d	N/C
2017 Medium 26 w x 20 d	N/C
2018 Large 26 w x 21 d	Standard

## POPULAR OPTIONS

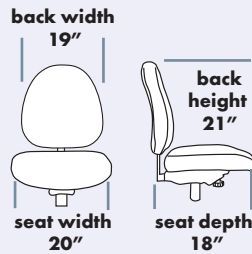
■ 70P Extra thick, soft arm pad	11.00
■ 25F RFoAM(memory foam)	50.05
■ 58BD Beading (required for Teknit fabric)	33.00
■ 60L Air Lumbar	90.20
■ 70L Air Thoracic	90.20
■ 68L Air Lumbar & Thoracic	143.55
■ 65HR Articulating Headrest	254.10
■ 24/7 Upgrade	231.00

# MULTI-SHIFT 9800



## STANDARD FEATURES

- Accommodates up to 350lbs
- Meets CAL 117-2013
- 27B - 28" black nylon reinforced base
- 911C - 70mm heavy duty casters
- 26F - Dual density seat foam
- 9 Ply seat shell
- Fully upholstered outback & seat
- 58BD - beading (edge guard on back & seat)
- Standard seat height approx. range for model pictured (floor to top of seat): 19-3/4" to 23-1/4" (with 100mm cylinder)



Model 9806

**OPTIONS** See pages 133-134 for additional options



### 9806 Task

**MEDIUM BACK**  
Ratchet back, balance syncro  
06-control w/ seat slider

Arm	B	C	D	E	F	G	L
		(com)		(col)			
Armless	1034.00	1053.80	1079.65	1122.00	1177.00	1260.60	1405.80

### 98050 Task

**MEDIUM BACK**  
Ratchet back with heavy duty,  
multi-function infinite tilt lock 50  
control w/ seat slider

Arm	B	C	D	E	F	G	L
		(com)		(col)			
Armless	942.15	961.95	987.80	1030.15	1085.15	1168.75	1313.95



**01A**  
Fold away arm with vertical and horizontal adjustment. Standard with 10P arm pad.  
**143.00**



**18A**  
360 degree pivot, vertically and horizontally adjustable arm, standard with 10P arm pad.  
**104.50**



**23A**  
Forward angled, vertically and horizontally adjustable arm, standard with 10P arm pad.  
**94.05**



**25A**  
Vertical and horizontal adjustable "T" arm. Standard with 10P arm pad.  
**79.75**



**37A**  
4-way, multifunction, vertical and horizontal adjustment w/built in pad. Pads cannot be changed.  
**108.35**

**Please note:** Cross Check, Foundation, and Symphony classic will be warranted for 3 years on 24/7 chairs. All other fabrics are not covered under warranty. To ensure the greatest protection for these chairs, we strongly recommend selecting one of the fabrics with over 250,000 double rubs.

## SEAT SIZE OPTIONS

Model	Dimensions	Standard	Price
980 Small	20 w x 18 d	Standard	35.75
982 Medium	21 w x 19 d	N/C	35.75
989 Large	22 w x 19-1/2 d	N/C	35.75
791 X-Small Tractor	19-3/4 w x 19-3/4 d		35.75
792 Small Tractor	22 w x 19-3/4 d		35.75
793 Medium Tractor	22-1/2 w x 20-1/4 d		35.75

## POPULAR OPTIONS

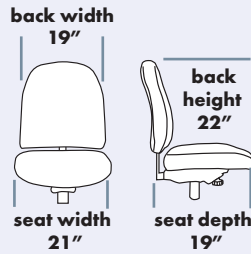
- 70P Extra thick, soft arm pad **11.00**
- 25F RFoam (memory foam) **50.05**
- 60L Air Lumbar **90.20**

# MULTI-SHIFT 9800



## STANDARD FEATURES

- Accommodates up to 350lbs
- Meets CAL 117-2013
- 27B - 28" black nylon reinforced base
- 911C - 70mm heavy duty casters
- Dual density seat foam
- 9 Ply seat shell
- Fully upholstered outback & seat
- 58BD - beading (edge guard on back & seat)
- Standard seat height approx. range for model pictured (floor to top of seat): 19-3/4" to 23-1/4" (with 100mm cylinder)



Model 9826

**OPTIONS** See pages 133-134 for additional options



### 9826 Task

**MANAGERS HIGH BACK**  
Ratchet back, balance syncro 06-control w/ seat slider

Arm	B	C (com)	D	E (col)	F	G	L
Armless	1078.00	1097.80	1123.65	1166.00	1221.00	1304.60	1449.80

### 98250 Task

**MANAGERS HIGH BACK**  
Ratchet back with heavy duty, multi-function infinite tilt lock 50 control w/ seat slider

Arm	B	C (com)	D	E (col)	F	G	L
Armless	986.15	1005.95	1031.80	1074.15	1129.15	1212.75	1357.95



**01A**  
Fold away arm with vertical and horizontal adjustment. Standard with 10P arm pad.  
**143.00**



**18A**  
360 degree pivot, vertically and horizontally adjustable arm, standard with 10P arm pad.  
**104.50**



**23A**  
Forward angled, vertically and horizontally adjustable arm, standard with 10P arm pad.  
**94.05**



**25A**  
Vertical and horizontal adjustable "T" arm. Standard with 10P arm pad.  
**79.75**



**37A**  
4-way, multifunction, vertical and horizontal adjustment w/ built in pad. Pads cannot be changed.  
**108.35**

**Please note:** Cross Check, Foundation, and Symphony classic will be warranted for 3 years on 24/7 chairs. All other fabrics are not covered under warranty. To ensure the greatest protection for these chairs, we strongly recommend selecting one of the fabrics with over 250,000 double rubs.

## SEAT SIZE OPTIONS

Model	Dimensions	Standard	Price
980 Small	20 w x 18 d	N/C	35.75
982 Medium	21 w x 19 d	Standard	35.75
989 Large	22 w x 19-1/2 d	N/C	35.75

## POPULAR OPTIONS

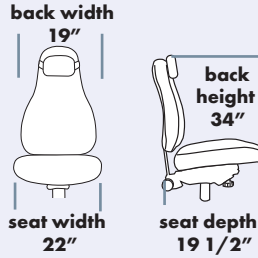
- 70P Extra thick, soft arm pad **11.00**
- 25F RFoam (memory foam) **50.05**
- 60L Air Lumbar **90.20**
- 70L Air Thoracic **90.20**
- 68L Air Lumbar & Thoracic **143.55**
- 65HR Articulating headrest **254.10**

# MULTI-SHIFT 9800



## STANDARD FEATURES

- Accommodates up to 350lbs
- Meets CAL 117-2013
- 27B - 28" black nylon reinforced base
- 911C - 70mm heavy duty casters
- Dual density seat foam
- 9 Ply seat shell
- Fully upholstered outback & seat
- 58BD - beading (edge guard on back & seat)
- Standard seat height approx. range for model pictured (floor to top of seat): 19-3/4" to 23-1/4" (with 100mm cylinder)



Model 9896

**OPTIONS** See pages 133-134 for additional options



### 9896 Task

**EXECUTIVE HIGH BACK**  
w/pillow, ratchet back, balance syncro  
06-control w/ seat slider

Arm	B	C	D	E	F	G	L
		(com)		(col)			
Armless	1303.50	1323.30	1349.15	1391.50	1446.50	1530.10	1675.30

### 98950 Task

**EXECUTIVE HIGH BACK**  
w/pillow, ratchet back with heavy  
duty, multi-function infinite tilt lock  
50 control w/seat slider

Arm	B	C	D	E	F	G	L
		(com)		(col)			
Armless	1211.65	1231.45	1257.30	1299.65	1354.65	1438.25	1583.45



**01A**  
Fold away arm with vertical and horizontal adjustment. Standard with 10P arm pad.  
**143.00**



**18A**  
360 degree pivot, vertically and horizontally adjustable arm, standard with 10P arm pad.  
**104.50**



**23A**  
Forward angled, vertically and horizontally adjustable arm, standard with 10P arm pad.  
**94.05**



**25A**  
Vertical and horizontal adjustable "T" arm. Standard with 10P arm pad.  
**79.75**



**37A**  
4-way, multifunction, vertical and horizontal adjustment w/built in pad. Pads cannot be changed.  
**108.35**

**Please note:** Cross Check, Foundation, and Symphony classic will be warranted for 3 years on 24/7 chairs. All other fabrics are not covered under warranty. To ensure the greatest protection for these chairs, we strongly recommend selecting one of the fabrics with over 250,000 double rubs.

## SEAT SIZE OPTIONS

<b>980 Small</b> 20 w x 18 d	N/C	<b>791 X-Small Tractor</b> 19-3/4 w x 19-3/4 d	<b>35.75</b>
<b>982 Medium</b> 21 w x 19 d	N/C	<b>792 Small Tractor</b> 22 w x 19-3/4 d	<b>35.75</b>
<b>989 Large</b> 22 w x 19-1/2 d	Standard	<b>793 Medium Tractor</b> 22-1/2 w x 20-1/4 d	<b>35.75</b>

## POPULAR OPTIONS

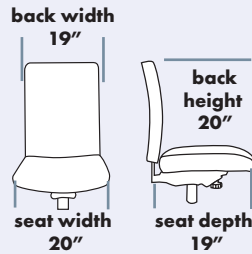
70P Extra thick, soft arm pad	<b>11.00</b>
25F RfoaM (memory foam)	<b>50.05</b>
60L Air Lumbar	<b>90.20</b>
70L Air Thoracic	<b>90.20</b>
68L Air Lumbar & Thoracic	<b>143.55</b>



# PHOENIX 2400

## STANDARD FEATURES

- Accommodates up to 300lbs
- Meets CAL 117-2013
- 17B - 28" black nylon high hub base
- 60mm dual wheeled casters
- Top stitch sewn fabric on seat and back
- Standard seat height approx. range for model pictured (floor to top of seat): 18-1/2" to 21-1/2" (with 1101 cylinder)



Model 24114-22B

**OPTIONS** See pages 133-134 for additional options



### 2415 Task

#### MEDIUM BACK

Ratchet back, multi-function 05-control w/seat slider

Domestically sourced, 55-control with integrated seat slider

Arm	B	C (com)	D	E (col)	F	G	L
-----	---	---------	---	---------	---	---	---

Armless	550.00	565.95	587.40	617.65	658.35	722.15	848.65
---------	--------	--------	--------	--------	--------	--------	--------

**82.50**

### 2418 Task

#### MEDIUM BACK

Ratchet back, multi-function 08-control w/built inset slider, knee tilt

Arm	B	C (com)	D	E (col)	F	G	L
-----	---	---------	---	---------	---	---	---

Armless	679.80	695.75	717.20	747.45	788.15	851.95	978.45
---------	--------	--------	--------	--------	--------	--------	--------

### 24114 Task

#### MEDIUM BACK

Advanced synchro tilt control w/ built-in seat slider, tilt lock and ratchet back

Arm	B	C (com)	D	E (col)	F	G	L
-----	---	---------	---	---------	---	---	---

Armless	550.00	565.95	587.40	617.65	658.35	722.15	848.65
---------	--------	--------	--------	--------	--------	--------	--------

### NS241 Task

#### MEDIUM BACK

Enhanced task 07-control and ratchet back w/seat slider

Arm	B	C (com)	D	E (col)	F	G	L
-----	---	---------	---	---------	---	---	---

Armless	534.60	550.55	572.00	602.25	642.95	706.75	833.25
---------	--------	--------	--------	--------	--------	--------	--------



#### 01A

Fold away arm with vertical and horizontal adjustment. Standard with 10P arm pad.

**143.00**



#### 18A

360 degree pivot, vertically and horizontally adjustable arm, standard with 10P arm pad.

**104.50**



#### 23A

Forward angled, vertically and horizontally adjustable arm, standard with 10P arm pad.

**94.05**



#### 25A

Vertical and horizontal adjustable "T" arm. Standard with 10P arm pad.

**79.75**



#### 37A

4-way, multifunction, vertical and horizontal adjustment w/built in pad. Pads cannot be changed.

**108.35**

## SEAT SIZE OPTIONS

241 X-Small 18-1/2 w x 18 d	N/C
242 Small 20 w x 18 d	N/C
243 Medium 20 w x 19 d	Standard
245 Large 21-1/2 w x 20 d	N/C

## POPULAR OPTIONS

- 70P Extra thick, soft arm pad **11.00**
- 25F RFoam (memory foam) **50.05**
- 60L Air Lumbar **90.20**

## 24/7 UPGRADE

- 24/7 Upgrade **196.35**

**Includes:**  
Seat Slider

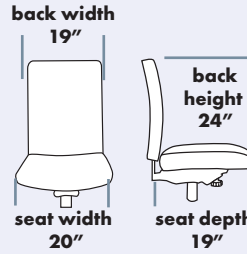
- 28" Heavy duty base
- 70mm Heavy duty casters
- 9 Ply seat shell
- Dual Density Foam

*\*24/7 Upgrade option only available on 05, 14, and NS models.*

# PHOENIX 2400

## STANDARD FEATURES

- Accommodates up to 300lbs
- Meets CAL 117-2013
- 17B - 28" black nylon high hub base
- 60mm dual wheeled casters
- Top stitch sewn fabric on seat and back
- Standard seat height approx. range for model pictured (floor to top of seat): 18-1/2" to 21-1/2" (with 1101 cylinder)



Model 24314-22B

**OPTIONS** See pages 133-134 for additional options



### 2435 Task

#### MANAGERS HIGH BACK

Ratchet back, multi-function 05-control w/seat slider

Arm	B	C	D	E	F	G	L
		(com)		(col)			

Armless	566.50	582.45	603.90	634.15	674.85	738.65	865.15
---------	--------	--------	--------	--------	--------	--------	--------

Domestically sourced, 55-control with integrated seat slider

82.50

### 2438 Task

#### MANAGERS HIGH BACK

Ratchet back, multi-function 08-control w/built inset slider, knee tilt

Arm	B	C	D	E	F	G	L
		(com)		(col)			

Armless	696.30	712.25	733.70	763.95	804.65	868.45	994.95
---------	--------	--------	--------	--------	--------	--------	--------

### 24314 Task

#### MANAGERS HIGH BACK

Advanced synchro tilt control w/ built-in seat slider, tilt lock and ratchet back

Arm	B	C	D	E	F	G	L
		(com)		(col)			

Armless	566.50	582.45	603.90	634.15	674.85	738.65	865.15
---------	--------	--------	--------	--------	--------	--------	--------

### NS243 Task

#### MANAGERS HIGH BACK

Enhanced task 07-control and ratchet back w/seat slider

Arm	B	C	D	E	F	G	L
		(com)		(col)			

Armless	551.10	567.05	588.50	618.75	659.45	723.25	849.75
---------	--------	--------	--------	--------	--------	--------	--------



**01A**  
Fold away arm with vertical and horizontal adjustment. Standard with 10P arm pad.  
**143.00**



**18A**  
360 degree pivot, vertically and horizontally adjustable arm, standard with 10P arm pad.  
**104.50**



**23A**  
Forward angled, vertically and horizontally adjustable arm, standard with 10P arm pad.  
**94.05**



**25A**  
Vertical and horizontal adjustable "T" arm. Standard with 10P arm pad.  
**79.75**



**37A**  
4-way, multifunction, vertical and horizontal adjustment w/built in pad. Pads cannot be changed.  
**108.35**

## SEAT SIZE OPTIONS

241 X-Small 18-1/2 w x 18 d	N/C
242 Small 20 w x 18 d	N/C
243 Medium 20 w x 19 d	Standard
245 Large 21-1/2 w x 20 d	N/C

## POPULAR OPTIONS

■ 70P Extra thick, soft arm pad	11.00
■ 25F RFoam (memory foam)	50.05
■ 59L Comfort Cutout	55.00
■ 60L Air Lumbar	90.20
■ 70L Air Thoracic	90.20
■ 68L Air Lumbar & Thoracic	143.55
■ 65HR Articulating headrest	254.10

## 24/7 UPGRADE

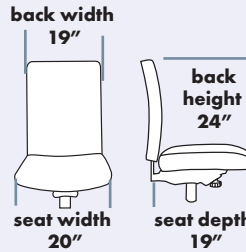
- 24/7 Upgrade **196.35**
- Includes:**  
 Seat Slider  
 28" Heavy duty base  
 70mm Heavy duty casters  
 9 Ply seat shell  
 Dual Density Foam
- \*24/7 Upgrade option only available on 05, 14, and NS models.*

# PHOENIX 2400



## STANDARD FEATURES

- Accommodates up to 350lbs
- 24/7 rated
- Meets CAL 117-2013
- 27B - 28" black nylon reinforced base
- 911C - 70mm heavy-duty casters
- 9 Ply tapered seat shell
- 26F - Dual Density seat foam
- Seat boxing and back seat panel, out-back and bottom in-back cutout in black AIM 1200D ballistic polyester
- 58BD - beading (protective edge guard on back)
- Standard seat height approx. range for model pictured (floor to top of seat): 21" to 24-1/2" (with 100mm cylinder)



Model MP244

**OPTIONS** See pages 133-134 for additional options

MP244-50CONT Task	Arm	B	C (com)	D	E (col)	F	G	L
<b>MANAGERS HIGH BACK</b> Ratchet back, multi-function 50-control w/seat slider	Armless	797.50	813.45	834.90	865.15	905.85	969.65	1096.15

M2444-14CONT Task	Arm	B	C (com)	D	E (col)	F	G	L
<b>MANAGERS HIGH BACK</b> Advanced synchro tilt control w/ built-in seat slider, tilt lock and ratchet back	Armless	797.50	813.45	834.90	865.15	905.85	969.65	1096.15

M244N-NS CONT Task	Arm	B	C (com)	D	E (col)	F	G	L
<b>MANAGERS HIGH BACK</b> Enhanced task 07-control and ratchet back w/seat slider	Armless	782.10	798.05	819.50	849.75	890.45	954.25	1080.75



**01A**  
Fold away arm with vertical and horizontal adjustment. Standard with 10P arm pad.  
**143.00**



**18A**  
360 degree pivot, vertically and horizontally adjustable arm, standard with 10P arm pad.  
**104.50**



**23A**  
Forward angled, vertically and horizontally adjustable arm, standard with 10P arm pad.  
**94.05**



**25A**  
Vertical and horizontal adjustable "T" arm. Standard with 10P arm pad.  
**79.75**



**37A**  
4-way, multifunction, vertical and horizontal adjustment w/built in pad. Pads cannot be changed.  
**108.35**

**Please note:** Cross Check, Foundation, and Symphony classic will be warranted for 3 years on 24/7 chairs. All other fabrics are not covered under warranty. To ensure the greatest protection for these chairs, we strongly recommend selecting one of the fabrics with over 250,000 double rubs.

SEAT SIZE OPTIONS		
252 Small 20 w x 18 d	N/C	
253 Medium 20 w x 19 d	Standard	
255 Large 21-1/2 w x 20 d	N/C	

POPULAR OPTIONS		
70P Extra thick, soft arm pad	11.00	
25F RFoAM (memory foam)	50.05	
60L Air Lumbar	90.20	
70L Air Thoracic	90.20	
68L Air Lumbar & Thoracic	143.55	
65HR Articulating headrest	254.10	

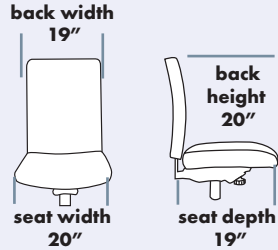
MP/BT UPGRADE SEAT SIZE OPTIONS		** 400 lbs. rated **
2062 Small 24 w x 20 d	171.00	
2063 Medium 24 w x 21 d	171.00	
2064 Large 24 w x 22 d	171.00	

*\*400 lbs. rated seats only available on 50-control or NS models  
\*no seat slider*

# PHOENIX 2400

## STANDARD FEATURES

- Accommodates up to 300lbs
- Meets CAL 117-2013
- Choice of Black arms & base or (CH) Polished aluminum arms & base
- 60mm dual wheeled casters
- Top stitch sewn fabric on seat and back
- Standard seat height approx. range for model pictured (floor to top of seat): 17-1/2" to 20-1/2" (with 100mm cylinder)



Model 241CH

## OPTIONS

No options or substitutions are available.



### 241 Conference

#### MEDIUM BACK

Swivel tilt 07-control w/ 17B 28" black nylon high hub base & 09A reverse "C" arm

Arm	B	C (com)	D	E (col)	F	G	L
09A	550.00	565.95	587.40	617.65	658.35	722.15	848.65



### 241CH Conference

#### MEDIUM BACK

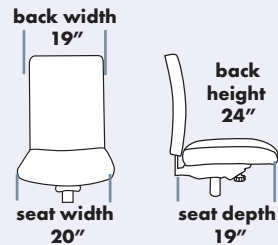
Swivel tilt 07-control w/ 22B polished aluminum base & 30A polished aluminum arms

Arm	B	C (com)	D	E (col)	F	G	L
30A	613.25	629.20	650.65	680.90	721.60	785.40	911.90



## STANDARD FEATURES

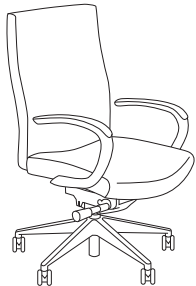
- Accommodates up to 300lbs
- Meets CAL 117-2013
- Choice of Black arms & base or (CH) Polished aluminum arms & base
- 60mm dual wheeled casters
- Top stitch sewn fabric on seat and back
- Standard seat height approx. range for model pictured (floor to top of seat): 17-1/2" to 20-1/2" (with 100mm cylinder)



Model 243

## OPTIONS

No options or substitutions are available.



### 243 Conference

#### MANAGERS HIGH BACK

Swivel tilt 07-control w/ 17B 28" black nylon high hub base & 09A reverse "C" arm

Arm	B	C (com)	D	E (col)	F	G	L
09A	566.50	582.45	603.90	634.15	674.85	738.65	865.15



### 243CH Conference

#### MANAGERS HIGH BACK

Swivel tilt 07-control w/ 22B polished aluminum base & 30A polished aluminum arms

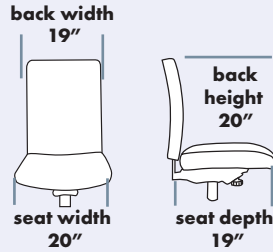
Arm	B	C (com)	D	E (col)	F	G
30A	629.75	645.70	667.15	697.40	738.10	801.90



# PHOENIX 2400

## STANDARD FEATURES

- Accommodates up to 300lbs
- Meets CAL 117-2013
- 17B - 28" black nylon high hub base
- 60mm dual wheeled casters
- Top stitch sewn fabric on seat and back
- 37FR - Adjustable height foot ring
- Standard seat height approx. range for model pictured (floor to top of seat): 26-3/4" to 33-3/4" (with 200mm cylinder)



Model 24133-37200

**OPTIONS** See pages 133-134 for additional options

[CLICK HERE FOR APPROXIMATE STOOL HEIGHT GUIDELINES](#)



Note: please specify stool kit 37200 or 37270

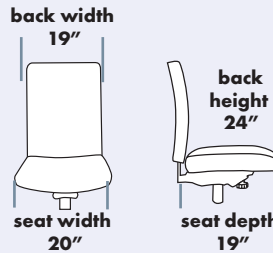
### 24133-37200 Stool

**MEDIUM BACK**  
Ratchet back, tri-action 33-control

Arm	B	C (com)	D	E (col)	F	G	L
Armless	629.20	645.15	666.60	696.85	737.55	801.35	927.85

## STANDARD FEATURES

- Accommodates up to 300lbs
- Meets CAL 117-2013
- 17B - 28" black nylon high hub base
- 60mm dual wheeled casters
- Top stitch sewn fabric on seat and back
- 37FR - Adjustable height foot ring
- Standard seat height approx. range for model pictured (floor to top of seat): 26-3/4" to 33-3/4" (with 200mm cylinder)



Model 24333-37200

**OPTIONS** See pages 133-134 for additional options

[CLICK HERE FOR APPROXIMATE STOOL HEIGHT GUIDELINES](#)



Note: please specify stool kit 37200 or 37270

### 24333-37200 Stool

**MANAGERS HIGH BACK**  
Ratchet back, tri-action 33-control

Arm	B	C (com)	D	E (col)	F	G	L
Armless	645.70	661.65	683.10	713.35	754.05	817.85	944.35

## SEAT SIZE OPTIONS

241 X-Small 18-1/2 w x 18 d	N/C
242 Small 20 w x 18 d	N/C
243 Medium 20 w x 19 d	Standard
245 Large 21-1/2 w x 20 d	N/C

## STOOLS POPULAR OPTIONS

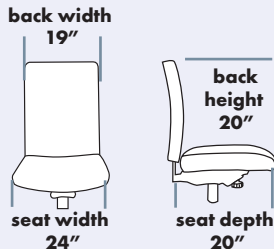
- 70P Extra thick, soft arm pad **11.00**
- 25FRFoAM (memory foam) **50.05**
- 60L Air Lumbar **90.20**
- 33SS Seat Slider **33.00**
- 16B Foot ring base w/60mm caster. Only available in 175mm or 200mm cylinder. **N/C**



# PHOENIX 2400

## STANDARD FEATURES

- Accommodates up to 400lbs
- Meets CAL 117-2013
- 27B - 28" black nylon reinforced base
- 911C - 70mm heavy-duty casters
- 11 Ply seat shell
- 14BB - Extended back bar
- Top stitch sewn fabric on seat & back
- Standard seat height approx. range for model pictured (floor to top of seat): 19-1/2" to 23" (with 100mm cylinder)



Model BT22

## OPTIONS See pages 133-134 for additional options

Not available: 04, 08, 09, 18, 23, 24 & 37 Arms; 33 Seat Slider



BT21 Task	Arm	B	C (com)	D	E (col)	F	G	L
<b>MEDIUM BACK</b> Enhanced ratchet back swivel tilter 07-control	Armless	683.10	699.05	720.50	750.75	791.45	855.25	981.75
BT22 Task	Arm	B	C (com)	D	E (col)	F	G	L
<b>MEDIUM BACK</b> Ratchet back with heavy duty, multi- function infinite tilt lock 50-control w/ longer, easy-access cylinder paddle	Armless	698.50	714.45	735.90	766.15	806.85	870.65	997.15



**01A**  
Fold away arm with vertical and horizontal adjustment. Standard with 10P arm pad.  
**143.00**



**03A**  
Loop arm with vertical and horizontal adjustment.  
**170.50**



**12A**  
Vertical and horizontal adjustable "T" arm with knob. Standard with 10P arm pad.  
**99.00**



**25A**  
Vertical and horizontal adjustable "T" arm. Standard with 10P arm pad.  
**79.75**

## SEAT SIZE OPTIONS

2011 X-Small 24 w x 18 d	N/C
2012 Small 24 w x 19 d	N/C
2013 Medium 24 w x 20 d	Standard
2014 Large 24 w x 21 d	N/C

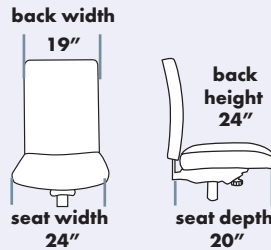
## BT POPULAR OPTIONS

- 70P Extra thick, soft arm pad **11.00**
- 25F RFoam(memory foam) **50.05**
- 60L Air Lumbar **90.20**
- 65HR Articulating headrest **254.10**
- 24/7 Upgrade for BT models **231.00**

# PHOENIX 2400

## STANDARD FEATURES

- Accommodates up to 400lbs
- Meets CAL 117-2013
- 27B - 28" black nylon reinforced base
- 911C - 70mm heavy-duty casters
- 11 Ply seat shell
- 14BB - Extended back bar
- Top stitch sewn fabric on seat & back
- Standard seat height approx. range for model pictured (floor to top of seat): 19-1/2" to 23" (with 100mm cylinder)



Model BT24

## OPTIONS See pages 133-134 for additional options

Not available: 04, 08, 09, 18, 23, 24 & 37 Arms; 33 Seat Slider



BT23 Task	Arm	B	C (com)	D	E (col)	F	G	L
-----------	-----	---	---------	---	---------	---	---	---

<b>MANAGERSHIGHBACK</b> Enhanced ratchet back swivel tilter 07-control	Armless	699.60	715.55	737.00	767.25	807.95	871.75	998.25
---	---------	--------	--------	--------	--------	--------	--------	--------

BT24 Task	Arm	B	C (com)	D	E (col)	F	G	L
-----------	-----	---	---------	---	---------	---	---	---

<b>MANAGERSHIGHBACK</b> Ratchet back with heavy duty, multi-function infinite tilt lock 50-control w/ longer, easy-access cylinder paddle	Armless	715.00	730.95	752.40	782.65	823.35	887.15	1013.65
--	---------	--------	--------	--------	--------	--------	--------	---------



**01A**  
Fold away arm with vertical and horizontal adjustment. Standard with 10P arm pad.  
**143.00**



**03A**  
Loop arm with vertical and horizontal adjustment.  
**170.50**



**12A**  
Vertical and horizontal adjustable "T" arm with knob. Standard with 10P arm pad.  
**99.00**



**25A**  
Vertical and horizontal adjustable "T" arm. Standard with 10P arm pad.  
**79.75**

## SEAT SIZE OPTIONS

2011 X-Small 24 w x 18 d	N/C
2012 Small 24 w x 19 d	N/C
2013 Medium 24 w x 20 d	Standard
2014 Large 24 w x 21 d	N/C

## BT POPULAR OPTIONS


■ 70P Extra thick, soft arm pad	11.00
■ 25F RFoam (memory foam)	50.05
■ 59L Comfort Cutout	55.00
■ 60L Air Lumbar	90.20
■ 65HR Articulating headrest	254.10
■ 24/7 Upgrade for BT models	231.00

# PHOENIX 9240

## STANDARD FEATURES

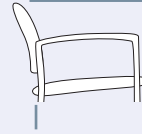
- Accommodates up to 350lbs
- Meets CAL 117-2013
- Welded steel frame
- Fully upholstered seat and back
- Completely assembled
- Ganging capability
- Standard seat height: 17-1/2"

back width  
18 1/2"



seat width  
18 1/2"

back height  
14"



seat depth  
19 1/2"



Model 9244A

**OPTIONS** Available options are listed below.



### 9241NA Guest Lobby

Stacking side chair without arms, stick legs, stacks 8 high

Arm	B	C (com)	D	E (col)	F	G	L
Armless	277.75	287.10	299.20	316.80	343.20	381.15	444.95

### 9241A Guest Lobby

Stacking side chair with arms, stick legs, stacks 8 high

Arm	B	C (com)	D	E (col)	F	G	L
Arm	291.50	300.85	312.95	330.55	356.95	394.90	458.70

### 9244NA Guest Lobby

Stacking side chair without arms, with casters, stacks 4 high

Arm	B	C (com)	D	E (col)	F	G	L
Armless	294.25	303.60	315.70	333.30	359.70	397.65	461.45

### 9244A Guest Lobby

Stacking side chair with arms, with casters, stacks 4 high

Arm	B	C (com)	D	E (col)	F	G	L
Arm	308.00	317.35	329.45	347.05	373.45	411.40	475.20

### 9961 Cart

Cart 272.25

### M9961GB

Ganging Device 40.15

## GUEST LOBBY POPULAR OPTIONS

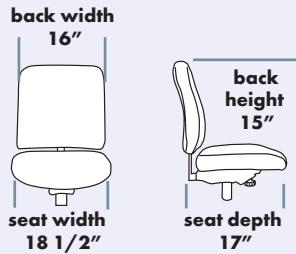
- 25F RFoam 50.05
- 26F Dual density foam 29.15
- 30C Hard floor casters 29.15



# PROTASK 5800

## STANDARD FEATURES

- Accommodates up to 300lbs
- Meets CAL 117-2013
- 13B - 28" black nylon base
- 55mm dual wheeled, hooded casters
- Standard seat height approx. range for model pictured (floor to top of seat): 19" to 22-1/2" (with 100mm cylinder)



Model 5804

\*Option 58BD is required with vinyl or leather on back\*

**OPTIONS** See pages 133-134 for additional options



### 5804 Task

#### SMALL BACK PETITE

Multi-function 04-control w/seat slider

Arm	B	C (com)	D	E (col)	F	G	L
Armless	507.10	523.05	544.50	574.75	615.45	679.25	805.75

### 5805 Task

#### SMALL BACK PETITE

Ratchet back, multi-function 05-control w/seat slider

Arm	B	C (com)	D	E (col)	F	G	L
Armless	550.00	565.95	587.40	617.65	658.35	722.15	848.65

### 5808 Task

#### SMALL BACK PETITE

Ratchet back, multi-function 08-control w/built-in seat slider, knee tilt

Arm	B	C (com)	D	E (col)	F	G	L
Armless	679.80	695.75	717.20	747.45	788.15	851.95	978.45

### 58014 Task

#### SMALL BACK PETITE

Advanced synchro tilt control w/ built-in seat slider, tilt lock and ratchet back

Arm	B	C (com)	D	E (col)	F	G	L
Armless	550.00	565.95	587.40	617.65	658.35	722.15	848.65

### NS580 Task

#### SMALL BACK PETITE

Enhanced task 07-control and ratchet back w/ seat slider

Arm	B	C (com)	D	E (col)	F	G	L
Armless	534.60	550.55	572.00	602.25	642.95	706.75	833.25



**01A**  
Fold away arm with vertical and horizontal adjustment. Standard with 10P arm pad. **143.00**



**18A**  
360 degree pivot, vertically and horizontally adjustable arm, standard with 10P arm pad. **104.50**



**23A**  
Forward angled, vertically and horizontally adjustable arm, standard with 10P arm pad. **94.05**



**25A**  
Vertical and horizontal adjustable "T" arm. Standard with 10P arm pad. **79.75**



**37A**  
4-way, multifunction, vertical and horizontal adjustment w/built in pad. Pads cannot be changed. **108.35**

## SEAT SIZE OPTIONS

Model	Dimensions	Availability
685 X-Small Petite	18-1/2 w x 17 d	Standard
683 Small	19-1/2 w x 18 d	N/C
688 Medium	19-1/2 w x 19 d	N/C
671 Medium Petite	21 w x 17-1/2 d	N/C
673 Large	22 w x 20 d	N/C
1900 Molded tractor	21 w x 19 d	N/C

## POPULAR OPTIONS

70P Extra thick, soft arm pad	11.00
25F RFoAM (memory foam)	50.05
58BD Beading (required for vinyl/leather)	33.00
60L Air Lumbar	90.20

## 24/7 UPGRADE

- 24/7 Upgrade 196.35  
**Includes:**  
Seat Slider  
28" Heavy duty base  
70mm Heavy duty casters  
9 Ply seat shell  
Dual Density Foam

\*24/7 Upgrade option only available on 05, 14, and NS models.

# PROTASK 5800

## STANDARD FEATURES

- Accommodates up to 300lbs
- Meets CAL 117-2013
- 13B - 28" black nylon base
- 55mm dual wheeled, hooded casters
- Standard seat height approx. range for model pictured (floor to top of seat): 19" to 22-1/2" (with 100mm cylinder)

back width  
19"



seat width  
19 1/2"



back height  
17"

seat depth  
18"



Model 5824

\*Option 58BD is required with vinyl or leather on back\*

**OPTIONS** See pages 133-134 for additional options



### 5824 Task

#### MEDIUM BACK PETITE

Multi-function 04-control w/seat slider

Arm B C (com) D E (col) F G L

Armless 518.10 534.05 555.50 585.75 626.45 690.25 816.75

### 5825 Task

#### MEDIUM BACK PETITE

Ratchet back, multi-function 05-control w/seat slider

Arm B C (com) D E (col) F G L

Armless 561.00 576.95 598.40 628.65 669.35 733.15 859.65

### 5828 Task

#### MEDIUM BACK PETITE

Ratchet back, multi-function 08-control w/built-in seat slider, knee tilt

Arm B C (com) D E (col) F G L

Armless 690.80 706.75 728.20 758.45 799.15 862.95 989.45

### 58214 Task

#### MEDIUM BACK PETITE

Advanced synchro tilt control w/ built-in seat slider, tilt lock and ratchet back

Arm B C (com) D E (col) F G L

Armless 561.00 576.95 598.40 628.65 669.35 733.15 859.65

### NS582 Task

#### MEDIUM BACK PETITE

Enhanced task 07-control and ratchet back w/ seat slider

Arm B C (com) D E (col) F G L

Armless 545.60 561.55 583.00 613.25 653.95 717.75 844.25



**01A**  
Fold away arm with vertical and horizontal adjustment. Standard with 10P arm pad.  
**143.00**



**18A**  
360 degree pivot, vertically and horizontally adjustable arm, standard with 10P arm pad.  
**104.50**



**23A**  
Forward angled, vertically and horizontally adjustable arm, standard with 10P arm pad.  
**94.05**



**25A**  
Vertical and horizontal adjustable "T" arm. Standard with 10P arm pad.  
**79.75**



**37A**  
4-way, multifunction, vertical and horizontal adjustment w/built in pad. Pads cannot be changed.  
**108.35**

## SEAT SIZE OPTIONS

<b>685 X-Small Petite</b> 18-1/2 w x 17 d	N/C
<b>683 Small</b> 19-1/2 w x 18 d	Standard
<b>688 Medium</b> 19-1/2 w x 19 d	N/C
<b>671 Medium Petite</b> 21 w x 17-1/2 d	N/C
<b>673 Large</b> 22 w x 20 d	N/C
<b>1900 Molded tractor</b> 21 w x 19 d	N/C

## POPULAR OPTIONS

- 70P** Extra thick, soft arm pad **11.00**
- 25F** RFoAM (memory foam) **50.05**
- 58BD** Beading (required for vinyl/leather) **33.00**
- 60L** Air Lumbar **90.20**

## 24/7 UPGRADE

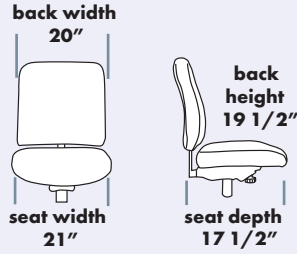
- 24/7 Upgrade 196.35**  
**Includes:**  
Seat Slider  
28" Heavy duty base  
70mm Heavy duty casters  
9 Ply seat shell  
Dual Density Foam

\*24/7 Upgrade option only available on 05, 14, and NS models.

# PROTASK 5800

## STANDARD FEATURES

- Accommodates up to 300lbs
- Meets CAL 117-2013
- 13B - 28" black nylon base
- 55mm dual wheeled, hooded casters
- Standard seat height approx. range for model pictured (floor to top of seat): 19" to 22-1/2" (with 100mm cylinder)



\*Option 58BD is required with vinyl or leather on back\*



Model 5844

**OPTIONS** See pages 133-134 for additional options



### 5844 Task

**MEDIUM BACK**  
Multi-function 04-control w/seat slider

Arm	B	C (com)	D	E (col)	F	G	L
-----	---	---------	---	---------	---	---	---

Armless	534.60	550.55	572.00	602.25	642.95	706.75	833.25
---------	--------	--------	--------	--------	--------	--------	--------

### 5845 Task

**MEDIUM BACK**  
Ratchet back, multi-function 05-control w/seat slider

Arm	B	C (com)	D	E (col)	F	G	L
-----	---	---------	---	---------	---	---	---

Armless	577.50	593.45	614.90	645.15	685.85	749.65	876.15
---------	--------	--------	--------	--------	--------	--------	--------

### 5848 Task

**MEDIUM BACK**  
Ratchet back, multi-function 08-control w/built-in seat slider, knee tilt

Arm	B	C (com)	D	E (col)	F	G	L
-----	---	---------	---	---------	---	---	---

Armless	707.30	723.25	744.70	774.95	815.65	879.45	1005.95
---------	--------	--------	--------	--------	--------	--------	---------

### 58414 Task

**MEDIUM BACK**  
Advanced synchro tilt control w/ built-in seat slider, tilt lock and ratchet back

Arm	B	C (com)	D	E (col)	F	G	L
-----	---	---------	---	---------	---	---	---

Armless	577.50	593.45	614.90	645.15	685.85	749.65	876.15
---------	--------	--------	--------	--------	--------	--------	--------

### NS584 Task

**MEDIUM BACK**  
Enhanced task 07-control and ratchet back w/ seat slider

Arm	B	C (com)	D	E (col)	F	G	L
-----	---	---------	---	---------	---	---	---

Armless	562.10	578.05	599.50	629.75	670.45	734.25	860.75
---------	--------	--------	--------	--------	--------	--------	--------



**01A**  
Fold away arm with vertical and horizontal adjustment. Standard with 10P arm pad.  
**143.00**



**18A**  
360 degree pivot, vertically and horizontally adjustable arm, standard with 10P arm pad.  
**104.50**



**23A**  
Forward angled, vertically and horizontally adjustable arm, standard with 10P arm pad.  
**94.05**



**25A**  
Vertical and horizontal adjustable "T" arm. Standard with 10P arm pad.  
**79.75**



**37A**  
4-way, multifunction, vertical and horizontal adjustment w/built in pad. Pads cannot be changed.  
**108.35**

## SEAT SIZE OPTIONS

<b>685 X-Small Petite</b> 18-1/2 w x 17 d	N/C
<b>683 Small</b> 19-1/2 w x 18 d	N/C
<b>688 Medium</b> 19-1/2 w x 19 d	N/C
<b>671 Medium Petite</b> 21 w x 17-1/2 d	Standard
<b>673 Large</b> 22 w x 20 d	N/C
<b>1900 Molded tractor</b> 21 w x 19 d	N/C

## POPULAR OPTIONS

70P Extra thick, soft arm pad	11.00
25F RFoam (memory foam)	50.05
58BD Beading (required for vinyl/leather)	33.00
60L Air Lumbar	90.20

## 24/7 UPGRADE

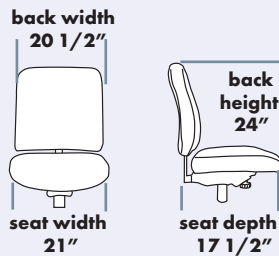
- 24/7 Upgrade 196.35  
**Includes:**  
Seat Slider  
28" Heavy duty base  
70mm Heavy duty casters  
9 Ply seat shell  
Dual Density Foam

\*24/7 Upgrade option only available on 05, 14, and NS models.

# PROTASK 5800

## STANDARD FEATURES

- Accommodates up to 300lbs
- Meets CAL 117-2013
- 13B - 28" black nylon base
- 55mm dual wheeled, hooded casters
- Standard seat height approx. range for model pictured (floor to top of seat): 19" to 22-1/2" (with 100mm cylinder)



\*Option 58BD is required with vinyl or leather on back\*



Model 5874

**OPTIONS** See pages 133-134 for additional options



### 5874 Task

#### MANAGERS HIGH BACK

Multi-function 04-control w/ seat slider

Arm	B	C (com)	D	E (col)	F	G	L
-----	---	---------	---	---------	---	---	---

Armless	584.10	600.05	621.50	651.75	692.45	756.25	882.75
---------	--------	--------	--------	--------	--------	--------	--------

### 5875 Task

#### MANAGERS HIGH BACK

Ratchet back, multi-function 05-control w/seat slider

Arm	B	C (com)	D	E (col)	F	G	L
-----	---	---------	---	---------	---	---	---

Armless	627.00	642.95	664.40	694.65	735.35	799.15	925.65
---------	--------	--------	--------	--------	--------	--------	--------

### 5878 Task

#### MANAGERS HIGH BACK

Ratchet back, multi-function 08-control w/built-in seat slider, knee tilt

Arm	B	C (com)	D	E (col)	F	G	L
-----	---	---------	---	---------	---	---	---

Armless	756.80	772.75	794.20	824.45	865.15	928.95	1055.45
---------	--------	--------	--------	--------	--------	--------	---------

### 58714 Task

#### MANAGERS HIGH BACK

Advanced synchro tilt control w/ built-in seat slider, tilt lock and ratchet back

Arm	B	C (com)	D	E (col)	F	G	L
-----	---	---------	---	---------	---	---	---

Armless	627.00	642.95	664.40	694.65	735.35	799.15	925.65
---------	--------	--------	--------	--------	--------	--------	--------

### NS587 Task

#### MANAGERS HIGH BACK

Enhanced task 07-control and ratchet back w/ seat slider

Arm	B	C (com)	D	E (col)	F	G	L
-----	---	---------	---	---------	---	---	---

Armless	611.60	627.55	649.00	679.25	719.95	783.75	910.25
---------	--------	--------	--------	--------	--------	--------	--------



#### 01A

Fold away arm with vertical and horizontal adjustment. Standard with 10P arm pad. **143.00**



#### 18A

360 degree pivot, vertically and horizontally adjustable arm, standard with 10P arm pad. **104.50**



#### 23A

Forward angled, vertically and horizontally adjustable arm, standard with 10P arm pad. **94.05**



#### 25A

Vertical and horizontal adjustable "T" arm. Standard with 10P arm pad. **79.75**



#### 37A

4-way, multifunction, vertical and horizontal adjustment w/built in pad. Pads cannot be changed. **108.35**

## SEAT SIZE OPTIONS

<b>685 X-Small Petite</b> 18-1/2 w x 17 d	N/C
<b>683 Small</b> 19-1/2 w x 18 d	N/C
<b>688 Medium</b> 19-1/2 w x 19 d	N/C
<b>671 Medium Petite</b> 21 w x 17-1/2 d	Standard
<b>673 Large</b> 22 w x 20 d	N/C
<b>1900 Molded tractor</b> 21 w x 19 d	N/C

## POPULAR OPTIONS

70P Extra thick, soft arm pad	11.00
25F RFoam (memory foam)	50.05
58BD Beading (required for vinyl/leather)	33.00
60L Air Lumbar	90.20

## 24/7 UPGRADE

24/7 Upgrade **196.35**

#### Includes:

- Seat Slider
- 28" Heavy duty base
- 70mm Heavy duty casters
- 9 Ply seat shell
- Dual Density Foam

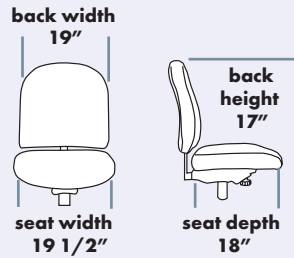
\*24/7 Upgrade option only available on 05, 14, and NS models.

# PROTASK 5800

## STANDARD FEATURES

- Accommodates up to 300lbs
- Meets CAL 117-2013
- 13B - 28" black nylon base
- 55mm dual wheel, hooded casters
- 37FR - Adjustable height foot ring
- Standard seat height approx. range for model pictured (floor to top of seat): 25" to 32" (with 200mm cylinder)

\*Option 58BD is required with vinyl or leather on back\*



Model 5823-37200

**OPTIONS** See pages 133-134 for additional options

*CLICK HERE FOR APPROXIMATE STOOL HEIGHT GUIDELINES*

Note: please specify stool kit 37200 or 37270



5823-37200 Stool	Arm	B	C (com)	D	E (col)	F	G	L
------------------	-----	---	---------	---	---------	---	---	---

<b>MEDIUM BACK PETITE STOOL</b> Tri-action 03-control	Armless	598.40	614.35	635.80	666.05	706.75	770.55	897.05
--	---------	--------	--------	--------	--------	--------	--------	--------

58233-37200 Stool	Arm	B	C (com)	D	E (col)	F	G	L
-------------------	-----	---	---------	---	---------	---	---	---

<b>MEDIUM BACK PETITE STOOL</b> Ratchet back, tri-action 33-control	Armless	640.20	656.15	677.60	707.85	748.55	812.35	938.85
--	---------	--------	--------	--------	--------	--------	--------	--------



**01A**  
Fold away arm with vertical and horizontal adjustment. Standard with 10P arm pad.  
**143.00**



**18A**  
360 degree pivot, vertically and horizontally adjustable arm, standard with 10P arm pad.  
**104.50**



**23A**  
Forward angled, vertically and horizontally adjustable arm, standard with 10P arm pad.  
**94.05**



**25A**  
Vertical and horizontal adjustable "T" arm. Standard with 10P arm pad.  
**79.75**



**37A**  
4-way, multifunction, vertical and horizontal adjustment w/built in pad. Pads cannot be changed.  
**108.35**

## SEAT SIZE OPTIONS

<b>685 X-Small Petite</b> 18-1/2 w x 17 d	N/C
<b>683 Small</b> 19-1/2 w x 18 d	Standard
<b>688 Medium</b> 19-1/2 w x 19 d	N/C
<b>671 Medium Petite</b> 21 w x 17-1/2 d	N/C
<b>673 Large</b> 22 w x 20 d	N/C
<b>1900 Molded tractor</b> 21 w x 19 d	N/C

## STOOLS POPULAR OPTIONS

- **70P** Extra thick, soft arm pad **11.00**
- **25F** RFoaM (memory foam) **50.05**
- **58BD** Beading (required for vinyl/leather) **33.00**
- **60L** Air Lumbar **90.20**
- **33SS** Seat Slider **33.00**
- **16B** Foot ring base w/60mm caster. Only available in 175mm or 200mm cylinder. **N/C**

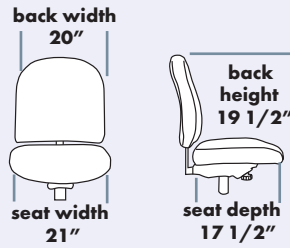


# PROTASK 5800

## STANDARD FEATURES

- Accommodates up to 300lbs
- Meets CAL 117-2013
- 13B - 28" black nylon base
- 55mm dual wheeled, hooded casters
- 37FR - Adjustable height foot ring
- Standard seat height approx. range for model pictured (floor to top of seat): 25" to 32" (with 200mm cylinder)

\*Option 58BD is required with vinyl or leather on back\*



Model 58433-37200

**OPTIONS** See pages 133-134 for additional options

[CLICK HERE FOR APPROXIMATE STOOL HEIGHT GUIDELINES](#)



Note: please specify stool kit 37200 or 37270

5843-37200 Stool	Arm	B	C (com)	D	E (col)	F	G	L
<b>MEDIUM BACK STOOL</b> Tri-action 03-control	Armless	614.90	630.85	652.30	682.55	723.25	787.05	913.55
58433-37200 Stool	Arm	B	C (com)	D	E (col)	F	G	L
<b>MEDIUM BACK STOOL</b> Ratchet back, tri-action 33-control	Armless	656.70	672.65	694.10	724.35	765.05	828.85	955.35



**01A**  
Fold away arm with vertical and horizontal adjustment. Standard with 10P arm pad.  
**143.00**



**18A**  
360 degree pivot, vertically and horizontally adjustable arm, standard with 10P arm pad.  
**104.50**



**23A**  
Forward angled, vertically and horizontally adjustable arm, standard with 10P arm pad.  
**94.05**



**25A**  
Vertical and horizontal adjustable "T" arm. Standard with 10P arm pad.  
**79.75**



**37A**  
4-way, multifunction, vertical and horizontal adjustment w/built in pad. Pads cannot be changed.  
**108.35**

SEAT SIZE OPTIONS			STOOLS POPULAR OPTIONS	
<b>685 X-Small Petite</b> 18-1/2 w x 17 d	N/C		■ <b>70P</b> Extra thick, soft arm pad	<b>11.00</b>
<b>683 Small</b> 19-1/2 w x 18 d	N/C		■ <b>25F</b> RFoM (memory foam)	<b>50.05</b>
<b>688 Medium</b> 19-1/2 w x 19 d	N/C		■ <b>58BD</b> Beading (required for vinyl/leather)	<b>33.00</b>
<b>671 Medium Petite</b> 21 w x 17-1/2 d	Standard		■ <b>60L</b> Air Lumbar	<b>90.20</b>
<b>673 Large</b> 22 w x 20 d	N/C		■ <b>33SS</b> Seat Slider	<b>33.00</b>
<b>1900 Molded tractor</b> 21 w x 19 d	N/C		■ <b>16B</b> Foot ring base w/60mm caster. Only available in 175mm or 200mm cylinder.	<b>N/C</b>

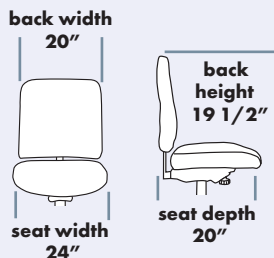


# PROTASK 5800

## STANDARD FEATURES

- Accommodates up to 400lbs
- 27B - 28" black nylon reinforced base
- 911C - 70mm heavy-duty casters
- 11 Ply seat shell
- 14BB - Extended back bar
- Standard seat height approx. range for model pictured (floor to top of seat): 19-1/2" to 23" (with 100mm cylinder)

\*Option 58BD is required with vinyl or leather on back\*



Model BT52

## OPTIONS See pages 133-134 for additional options

Not available: 04, 08, 09, 18, 23, 24 & 37 Arms; 33 Seat Slider; 582 Backs



### BT51 Task

**MEDIUM BACK**  
Enhanced ratchet back swivel tilter  
07-control

Arm	B	C (com)	D	E (col)	F	G	L
Armless	710.60	726.55	748.00	778.25	818.95	882.75	1009.25

### BT52 Task

**MEDIUM BACK**  
Ratchet back with heavy duty, multi-function infinite tilt lock 50-control w/  
longer, easy-access cylinder paddle

Arm	B	C (com)	D	E (col)	F	G	L
Armless	726.00	741.95	763.40	793.65	834.35	898.15	1024.65



**01A**  
Fold away arm with vertical and horizontal adjustment. Standard with 10P arm pad.  
**143.00**



**03A**  
Loop arm with vertical and horizontal adjustment.  
**170.50**



**12A**  
Vertical and horizontal adjustable "T" arm with knob. Standard with 10P arm pad.  
**99.00**



**25A**  
Vertical and horizontal adjustable "T" arm. Standard with 10P arm pad.  
**79.75**

## SEAT SIZE OPTIONS

2011 X-Small 24 w x 18 d	N/C
2012 Small 24 w x 19 d	N/C
2013 Medium 24 w x 20 d	Standard
2014 Large 24 w x 21 d	N/C

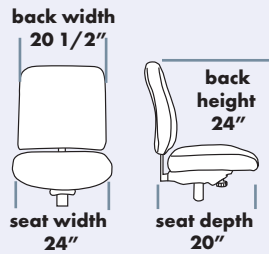
## BT POPULAR OPTIONS

70P Extra thick, soft arm pad	11.00
25F RFoam (memory foam)	50.05
58BD Beading (required for vinyl/leather)	33.00
60L Air Lumbar	90.20
65HR Articulating headrest	254.10
24/7 Upgrade for BT models	231.00

# PROTASK 5800

## STANDARD FEATURES

- Accommodates up to 400lbs
- 27B - 28" black nylon reinforced base
- 911C - 70mm heavy-duty casters
- 11 Ply seat shell
- 14BB - Extended back bar
- Standard seat height approx. range for model pictured (floor to top of seat): 19-1/2" to 23" (with 100mm cylinder)



\*Option 58BD is required with vinyl or leather on back\*



Model BT56

## OPTIONS See pages 133-134 for additional options

Not available: 04, 08, 09, 18, 23, 24 & 37 Arms; 33 Seat Slider; 582 Backs



BT55 Task	Arm	B	C (com)	D	E (col)	F	G	L
<b>MANAGERS HIGH BACK</b> Enhanced ratchet back swivel tilter 07-control	Armless	760.10	776.05	797.50	827.75	868.45	932.25	1058.75

BT56 Task	Arm	B	C (com)	D	E (col)	F	G	L
<b>MANAGERS HIGH BACK</b> Ratchet back with heavy duty, multi- function infinite tilt lock 50-control w/ longer, easy-access cylinder paddle	Armless	775.50	791.45	812.90	843.15	883.85	947.65	1074.15



**01A**  
Fold away arm with vertical and horizontal adjustment. Standard with 10P arm pad.  
**143.00**



**03A**  
Loop arm with vertical and horizontal adjustment.  
**170.50**



**12A**  
Vertical and horizontal adjustable "T" arm with knob. Standard with 10P arm pad.  
**99.00**



**25A**  
Vertical and horizontal adjustable "T" arm. Standard with 10P arm pad.  
**79.75**

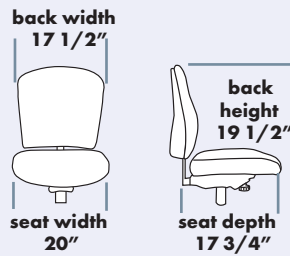
SEAT SIZE OPTIONS			BT POPULAR OPTIONS	
2011 X-Small 24 w x 18 d		N/C	70P Extra thick, soft arm pad	11.00
2012 Small 24 w x 19 d		N/C	25F RFoam (memory foam)	50.05
2013 Medium 24 w x 20 d		Standard	58BD Beading (required for vinyl/leather)	33.00
2014 Large 24 w x 21 d		N/C	60L Air Lumbar	90.20
			65HR Articulating headrest	254.10
			24/7 Upgrade for BT models	231.00



# RAINIER 3600

## STANDARD FEATURES

- Accommodates up to 300lbs
- Meets CAL 117-2013
- 25A arms standard (armless available)
- 13B - 28" black nylon base
- 55mm dual wheeled, hooded casters
- 64L - Thoracic ridge
- Ratchet back
- Protective durable plastic outback
- Standard seat height approx. range for model pictured (floor to top of seat): 19" to 22-1/2" (with 100mm cylinder)



Model R2

## OPTIONS See pages 133-134 for additional options

No multi-shift options, no 65 headrest or Bariatric models



R2 Task	Arm	B	C (com)	D	E (col)	F	G	L
<b>MEDIUM BACK</b> Ratchet back, multi-function 05-control w/seat slider Standard arm is 25A	Standard	536.25	549.45	564.85	600.05	636.35	690.80	783.20
	Armless	478.50	491.70	507.10	542.30	578.60	633.05	725.45
Domestically sourced, 55-control with integrated seat slider					82.50			

R2-8 Task	Arm	B	C (com)	D	E (col)	F	G	L
<b>MEDIUM BACK</b> Ratchet back, multi-function 08-control w/built-in seat slider, knee tilt Standard arm is 25A	Standard	666.05	679.25	694.65	729.85	766.15	820.60	913.00
	Armless	608.30	621.50	636.90	672.10	708.40	762.85	855.25

R2-14 Task	Arm	B	C (com)	D	E (col)	F	G	L
<b>MEDIUM BACK</b> Advanced synchro tilt control w/ built-in seat slider, tilt lock and ratchet back Standard arm is 25A	Standard	536.25	549.45	564.85	600.05	636.35	690.80	783.20
	Armless	478.50	491.70	507.10	542.30	578.60	633.05	725.45

NSR2 Task	Arm	B	C (com)	D	E (col)	F	G	L
<b>MEDIUM BACK</b> Enhanced task 07-control and ratchet back w/seat slider Standard arm is 25A	Standard	520.85	534.05	549.45	584.65	620.95	675.40	767.80
	Armless	463.10	476.30	491.70	526.90	563.20	617.65	710.05



**01A**  
Fold away arm with vertical and horizontal adjustment. Standard with 10P arm pad.  
**143.00**



**18A**  
360 degree pivot, vertically and horizontally adjustable arm, standard with 10P arm pad.  
**104.50**



**23A**  
Forward angled, vertically and horizontally adjustable arm, standard with 10P arm pad.  
**94.05**



**25A - STANDARD**  
Vertical and horizontal adjustable "T" arm. Standard with 10P arm pad.



**37A**  
4-way, multifunction, vertical and horizontal adjustment w/built in pad. Pads cannot be changed.  
**108.35**

## SEAT SIZE OPTIONS

<b>420 X-Small</b> 18-1/2 w x 17 d	N/C
<b>422 Small</b> 20 w x 17-3/4 d	Standard
<b>423 Medium</b> 20-1/4 w x 19 d	N/C
<b>429 Large</b> 21 w x 19-1/2 d	N/C

## POPULAR OPTIONS

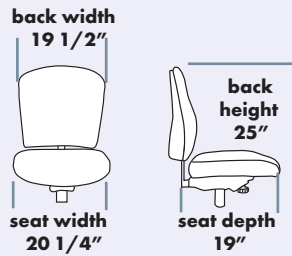
- 70P Extra thick, soft arm pad **11.00**
- 25F RFoM (memory foam) **50.05**
- 60L Air Lumbar **90.20**
- 14BB Extended Back Bar **27.50**

\*Available without seat slider for a -14.85 decrease

# RAINIER 3600

## STANDARD FEATURES

- Accommodates up to 300lbs
- Meets CAL 117-2013
- 25A arms standard (armless available)
- 13B - 28" black nylon base
- 55mm dual wheeled, hooded casters
- 64L - Thoracic ridge
- Ratchet back
- Protective durable plastic outback
- Standard seat height approx. range for model pictured (floor to top of seat): 19" to 22-1/2" (with 100mm cylinder)



Model R4

## OPTIONS See pages 133-134 for additional options

No multi-shift options or Bariatric models



### R4 Task

	Arm	B	C (com)	D	E (col)	F	G	L
--	-----	---	---------	---	---------	---	---	---

#### MANAGERS HIGH BACK

Ratchet back, multi-function 05-control w/seat slider

Standard arm is 25A

Standard	577.50	590.70	606.10	641.30	677.60	732.05	824.45
Armless	519.75	532.95	548.35	583.55	619.85	674.30	766.70

Domestically sourced, 55-control with integrated seat slider

82.50

### R4-8 Task

	Arm	B	C (com)	D	E (col)	F	G	L
--	-----	---	---------	---	---------	---	---	---

#### MANAGERS HIGH BACK

Ratchet back, multi-function 08-control w/built-in seat slider, knee tilt

Standard arm is 25A

Standard	707.30	720.50	735.90	771.10	807.40	861.85	954.25
Armless	649.55	662.75	678.15	713.35	749.65	804.10	896.50

### R4-14 Task

	Arm	B	C (com)	D	E (col)	F	G	L
--	-----	---	---------	---	---------	---	---	---

#### MANAGERS HIGH BACK

Advanced synchro tilt control w/ built-in seat slider, tilt lock and ratchet back

Standard arm is 25A

Standard	577.50	590.70	606.10	641.30	677.60	732.05	824.45
Armless	519.75	532.95	548.35	583.55	619.85	674.30	766.70

### NSR4 Task

	Arm	B	C (com)	D	E (col)	F	G	L
--	-----	---	---------	---	---------	---	---	---

#### MANAGERS HIGH BACK

Enhanced task 07-control and ratchet back w/seat slider

Standard arm is 25A

Standard	562.10	575.30	590.70	625.90	662.20	716.65	809.05
Armless	504.35	517.55	532.95	568.15	604.45	658.90	751.30



#### 01A

Fold away arm with vertical and horizontal adjustment. Standard with 10P arm pad. **143.00**



#### 18A

360 degree pivot, vertically and horizontally adjustable arm, standard with 10P arm pad. **104.50**



#### 23A

Forward angled, vertically and horizontally adjustable arm, standard with 10P arm pad. **94.05**



#### 25A - STANDARD

Vertical and horizontal adjustable "T" arm. Standard with 10P arm pad.



#### 37A

4-way, multifunction, vertical and horizontal adjustment w/built in pad. Pads cannot be changed. **108.35**

## SEAT SIZE OPTIONS

420 X-Small 18-1/2 w x 17 d	N/C
422 Small 20 w x 17-3/4 d	N/C
423 Medium 20-1/4 w x 19 d	Standard
429 Large 21 w x 19-1/2 d	N/C

## POPULAR OPTIONS

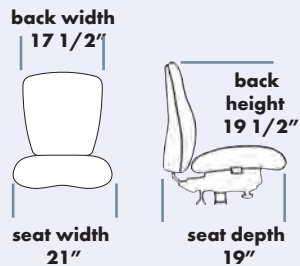
70P Extra thick, soft arm pad	11.00
25F RFoam (memory foam)	50.05
60L Air Lumbar	90.20
14BB Extended Back Bar	27.50
65HR Articulating Headrest	254.10

\*Available without seat slider for a -14.85 decrease

# RAINIER 3600

## STANDARD FEATURES

- Accommodates up to 300lbs
- Meets CAL 117-2013
- 25A arms standard (armless available)
- 13B - 28" black nylon base
- 55mm dual wheeled, hooded casters
- 1900 comfort molded foam tractor seat
- 64L - Thoracic ridge
- Ratchet back
- Protective durable plastic outback
- Standard seat height approx. range for model pictured (floor to top of seat): 18-3/4" to 22-1/4" (with 100mm cylinder)



Model R6

## OPTIONS See pages 133-134 for additional options

No multi-shift options, no 65 headrest or Bariatric models



R6 Task	Arm	B	C (com)	D	E (col)	F	G	L
<b>MEDIUM BACK</b> Ratchet back, multi-function 05-control w/seat slider Standard arm is 25A	Standard	536.25	549.45	564.85	600.05	636.35	690.80	783.20
	Armless	478.50	491.70	507.10	542.30	578.60	633.05	725.45
Domestically sourced, 55-control with integrated seat slider					82.50			

R6-8 Task	Arm	B	C (com)	D	E (col)	F	G	L
<b>MEDIUM BACK</b> Ratchet back, multi-function 08-control w/built-in seat slider, knee tilt Standard arm is 25A	Standard	666.05	679.25	694.65	729.85	766.15	820.60	913.00
	Armless	608.30	621.50	636.90	672.10	708.40	762.85	855.25

R6-14 Task	Arm	B	C (com)	D	E (col)	F	G	L
<b>MEDIUM BACK</b> Advanced synchro tilt control w/ built-in seat slider, tilt lock and ratchet back Standard arm is 25A	Standard	536.25	549.45	564.85	600.05	636.35	690.80	783.20
	Armless	478.50	491.70	507.10	542.30	578.60	633.05	725.45

NSR6 Task	Arm	B	C (com)	D	E (col)	F	G	L
<b>MEDIUM BACK</b> Enhanced task 07-control and ratchet back w/seat slider Standard arm is 25A	Standard	520.85	534.05	549.45	584.65	620.95	675.40	767.80
	Armless	463.10	476.30	491.70	526.90	563.20	617.65	710.05



**01A**  
Fold away arm with vertical and horizontal adjustment. Standard with 10P arm pad.  
**143.00**



**18A**  
360 degree pivot, vertically and horizontally adjustable arm, standard with 10P arm pad.  
**104.50**



**23A**  
Forward angled, vertically and horizontally adjustable arm, standard with 10P arm pad.  
**94.05**



**25A - STANDARD**  
Vertical and horizontal adjustable "T" arm. Standard with 10P arm pad.



**37A**  
4-way, multifunction, vertical and horizontal adjustment w/built in pad. Pads cannot be changed.  
**108.35**

## SEAT SIZE OPTIONS

1100 X-Small Tractor 19-3/4 w x 19-3/4 d	35.75
1200 Small Tractor 22 w x 19-3/4 d	35.75
1300 Medium Tractor 22-1/2 w x 20-1/4 d	35.75
1500 Deep Tractor 24-1/4 w x 19-3/4 d	99.00
1900 Molded Tractor 21 w x 19 d	Standard

## POPULAR OPTIONS

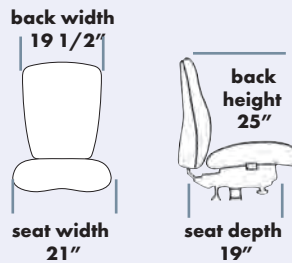
- 70P Extra thick, soft arm pad **11.00**
- 25F RFoAM (memory foam) **50.05**
- 60L Air Lumbar **90.20**
- 14BB Extended Back Bar **27.50**

\*Available without seat slider for a -14.85 decrease

# RAINIER 3600

## STANDARD FEATURES

- Accommodates up to 300lbs
  - Meets CAL 117-2013
  - 25A arms standard (armless available)
  - 13B - 28" black nylon base
  - 55mm dual wheeled, hooded casters
  - 1900 comfort molded foam tractor seat
  - 64L - Thoracic ridge
  - Ratchet back
  - Protective durable plastic outback
- Standard seat height approx. range for model pictured (floor to top of seat): 18-3/4" to 22-1/4" (with 100mm cylinder)



Model R8

## OPTIONS See pages 133-134 for additional options

No multi-shift options or Bariatric models



### R8 Task

Arm	B	C (com)	D	E (col)	F	G	L
-----	---	---------	---	---------	---	---	---

#### MANAGERS HIGH BACK

Ratchet back, multi-function 05-control w/seat slider

Standard	577.50	590.70	606.10	641.30	677.60	732.05	824.45
Armless	519.75	532.95	548.35	583.55	619.85	674.30	766.70

Standard arm is 25A

Domestically sourced, 55-control with integrated seat slider

82.50

### R8-8 Task

Arm	B	C (com)	D	E (col)	F	G	L
-----	---	---------	---	---------	---	---	---

#### MANAGERS HIGH BACK

Ratchet back, multi-function 08-control w/built-in seat slider, knee tilt

Standard	707.30	720.50	735.90	771.10	807.40	861.85	954.25
Armless	649.55	662.75	678.15	713.35	749.65	804.10	896.50

Standard arm is 25A

### R8-14 Task

Arm	B	C (com)	D	E (col)	F	G	L
-----	---	---------	---	---------	---	---	---

#### MANAGERS HIGH BACK

Advanced synchro tilt control w/ built-in seat slider, tilt lock and ratchet back

Standard	577.50	590.70	606.10	641.30	677.60	732.05	824.45
Armless	519.75	532.95	548.35	583.55	619.85	674.30	766.70

Standard arm is 25A

### NSR8 Task

Arm	B	C (com)	D	E (col)	F	G	L
-----	---	---------	---	---------	---	---	---

#### MANAGERS HIGH BACK

Enhanced task 07-control and ratchet back w/seat slider

Standard	562.10	575.30	590.70	625.90	662.20	716.65	809.05
Armless	504.35	517.55	532.95	568.15	604.45	658.90	751.30

Standard arm is 25A



**01A**  
Fold away arm with vertical and horizontal adjustment. Standard with 10P arm pad.  
**143.00**



**18A**  
360 degree pivot, vertically and horizontally adjustable arm, standard with 10P arm pad.  
**104.50**



**23A**  
Forward angled, vertically and horizontally adjustable arm, standard with 10P arm pad.  
**94.05**



**25A - STANDARD**  
Vertical and horizontal adjustable "T" arm. Standard with 10P arm pad.



**37A**  
4-way, multifunction, vertical and horizontal adjustment w/built in pad. Pads cannot be changed.  
**108.35**

## SEAT SIZE OPTIONS

1100 X-Small Tractor 19-3/4 w x 19-3/4 d	35.75
1200 Small Tractor 22 w x 19-3/4 d	35.75
1300 Medium Tractor 22-1/2 w x 20-1/4 d	35.75
1500 Deep Tractor 24-1/4 w x 19-3/4 d	99.00
1900 Molded Tractor 21 w x 19 d	Standard

## POPULAR OPTIONS

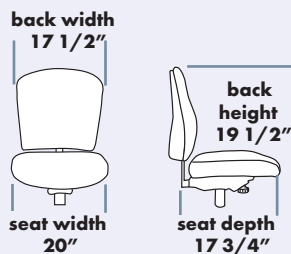
- 70P Extra thick, soft arm pad 11.00
- 25F RFoam (memory foam) 50.05
- 60L Air Lumbar 90.20
- 14BB Extended Back Bar 27.50
- 65HR Articulating Headrest 254.10

\*Available without seat slider for a -14.85 decrease

# RAINIER 3600

## STANDARD FEATURES

- Accommodates up to 300lbs
- Meets CAL 117-2013
- 25A arms standard (armless available)
- 13B - 28" black nylon base
- 55mm dual wheeled, hooded casters
- 1900 comfort molded foam tractor seat
- 64L - Thoracic ridge
- Ratchet back
- Protective durable plastic outback
- 37FR - Height adjustable foot ring
- Standard seat height approx. range for model pictured (floor to top of seat): 25" to 32" (with 200mm cylinder)



Model R1-33-37200

## OPTIONS See pages 133-134 for additional options

No multi-shift options, no 65 headrest or Bariatric models

[CLICK HERE FOR APPROXIMATE STOOL HEIGHT GUIDELINES](#)



Note: please specify stool kit 37200 or 37270

### R1-33-37200

**MEDIUM BACK STOOL**  
Ratchet back, tri-action 33-control  
Standard arm is 25A

	Arm	B	C (com)	D	E (col)	F	G	L
Standard	615.45	628.65	644.05	679.25	715.55	770.00	862.40	
Armless	557.70	570.90	586.30	621.50	657.80	712.25	804.65	



**01A**  
Fold away arm with vertical and horizontal adjustment. Standard with 10P arm pad.  
**143.00**



**18A**  
360 degree pivot, vertically and horizontally adjustable arm, standard with 10P arm pad.  
**104.50**



**23A**  
Forward angled, vertically and horizontally adjustable arm, standard with 10P arm pad.  
**94.05**



**25A - STANDARD**  
Vertical and horizontal adjustable "T" arm. Standard with 10P arm pad.



**37A**  
4-way, multifunction, vertical and horizontal adjustment w/built in pad. Pads cannot be changed.  
**108.35**

## SEAT SIZE OPTIONS

<b>420 X-Small</b> 18-1/2 w x 17 d	N/C
<b>422 Small</b> 20 w x 17-3/4 d	Standard
<b>423 Medium</b> 20-1/4 w x 19 d	N/C
<b>429 Large</b> 21 w x 19-1/2 d	N/C

## STOOLS POPULAR OPTIONS

- **70P** Extra thick, soft arm pad **11.00**
- **25F** RFoam (memory foam) **50.05**
- **60L** Air Lumbar **90.20**
- **33SS** Seat Slider **33.00**
- **14BB** Extended Back Bar **27.50**
- **16B** Foot ring base w/60mm caster. Only available in 175mm or 200mm cylinder. **N/C**



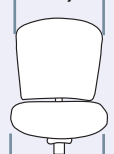
# RAINIER 3600

## STANDARD FEATURES

- Accommodates up to 300lbs
- Meets CAL 117-2013
- 25A arms standard (armless available)
- 13B - 28" black nylon base
- 55mm dual wheeled, hooded casters
- 1900 comfort molded foam tractor seat
- 64L - Thoracic ridge
- Ratchet back
- Protective durable plastic outback
- 37FR - Height adjustable foot ring
- Standard seat height approx. range for model pictured (floor to top of seat): 25" to 32" (with 200mm cylinder)

back width

19 1/2"



seat width  
20 1/4"

back height  
25"



seat depth  
19"



Model R3-33-37200

**OPTIONS** See pages 133-134 for additional options

*No multi-shift options, no 65 headrest or Bariatric models*

[CLICK HERE FOR APPROXIMATE STOOL HEIGHT GUIDELINES](#)



Note: please specify stool kit 37200 or 37270

## R3-33-37200 Stool

**MANAGERS HIGH BACK STOOL**  
Ratchet back, tri-action 33-control  
Standard arm is 25A

	Arm	B	C (com)	D	E (col)	F	G	L
Standard	656.70	669.90	685.30	720.50	756.80	811.25	903.65	
Armless	598.95	612.15	627.55	662.75	699.05	753.50	845.90	



**01A**  
Fold away arm with vertical and horizontal adjustment. Standard with 10P arm pad.  
**143.00**



**18A**  
360 degree pivot, vertically and horizontally adjustable arm, standard with 10P arm pad.  
**104.50**



**23A**  
Forward angled, vertically and horizontally adjustable arm, standard with 10P arm pad.  
**94.05**



**25A - STANDARD**  
Vertical and horizontal adjustable "T" arm. Standard with 10P arm pad.



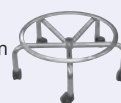
**37A**  
4-way, multifunction, vertical and horizontal adjustment w/built in pad. Pads cannot be changed.  
**108.35**

## SEAT SIZE OPTIONS

<b>420 X-Small</b> 18-1/2 w x 17 d	N/C
<b>422 Small</b> 20 w x 17-3/4 d	N/C
<b>423 Medium</b> 20-1/4 w x 19 d	Standard
<b>429 Large</b> 21 w x 19-1/2 d	N/C

## STOOLS POPULAR OPTIONS

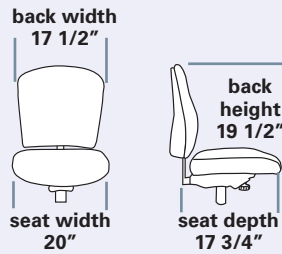
- **70P** Extra thick, soft arm pad **11.00**
- **25F** RFoam (memory foam) **50.05**
- **60L** Air Lumbar **90.20**
- **33SS** Seat Slider **33.00**
- **14BB** Extended Back Bar **27.50**
- **16B** Foot ring base w/60mm caster. Only available in 175mm or 200mm cylinder. **N/C**



# RAY 4200

## STANDARD FEATURES

- Accommodates up to 300lbs
- Meets CAL 117-2013
- 13B - 28" black nylon base
- 55mm dual wheeled, hooded casters
- Protective durable plastic outback
- Standard seat height approx. range for model pictured (floor to top of seat): 19" to 22-1/2" (with 100mm cylinder)



Model 4225

## OPTIONS See pages 133-134 for additional options

No multi-shift options, no 65 headrest or Bariatric models



### 4225 Task

#### MEDIUM BACK

Ratchet back, multi-function 05-control w/seat slider

Domestically sourced, 55-control with integrated seat slider

Arm	B	C (com)	D	E (col)	F	G	L
Armless	577.50	590.70	606.10	641.30	677.60	732.05	824.45

82.50

### 4228 Task

#### MEDIUM BACK

Ratchet back, multi-function 08-control w/built-in seat slider, knee tilt

Arm	B	C (com)	D	E (col)	F	G	L
Armless	707.30	720.50	735.90	771.10	807.40	861.85	954.25

### 42214 Task

#### MEDIUM BACK

Advanced synchro tilt control w/ built-in seat slider, tilt lock and ratchet back

Arm	B	C (com)	D	E (col)	F	G	L
Armless	577.50	590.70	606.10	641.30	677.60	732.05	824.45

### NS422 Task

#### MEDIUM BACK

Enhanced task 07-control and ratchet back w/ seat slider

Arm	B	C (com)	D	E (col)	F	G	L
Armless	562.10	575.30	590.70	625.90	662.20	716.65	809.05



**01A**  
Fold away arm with vertical and horizontal adjustment. Standard with 10P arm pad.  
**143.00**



**18A**  
360 degree pivot, vertically and horizontally adjustable arm, standard with 10P arm pad.  
**104.50**



**23A**  
Forward angled, vertically and horizontally adjustable arm, standard with 10P arm pad.  
**94.05**



**25A**  
Vertical and horizontal adjustable "T" arm. Standard with 10P arm pad.  
**79.75**



**37A**  
4-way, multifunction, vertical and horizontal adjustment w/built in pad. Pads cannot be changed.  
**108.35**

## SEAT SIZE OPTIONS

<b>420 X-Small</b> 18-1/2 w x 17 d	N/C	<b>1100 X-Small Tractor</b> 19-3/4 w x 19-3/4 d	<b>35.75</b>
<b>422 Small</b> 20 w x 17-3/4 d	Standard	<b>1200 Small Tractor</b> 22 w x 19-3/4 d	<b>35.75</b>
<b>423 Medium</b> 20-1/4 w x 19 d	N/C	<b>1300 Medium Tractor</b> 22-1/2 w x 20-1/4 d	<b>35.75</b>
<b>429 Large</b> 21 w x 19-1/2 d	N/C	<b>1500 Deep Tractor</b> 24-1/4 w x 19-3/4 d	<b>99.00</b>
<b>1900 Molded Tractor</b> 21 w x 19 d	N/C		

## POPULAR OPTIONS

- 70P** Extra thick, soft arm pad **11.00**
- 25F** RFoam (memory foam) **50.05**
- 60L** Air Lumbar **90.20**

# RAY 4200

## STANDARD FEATURES

- Accommodates up to 300lbs
- Meets CAL 117-2013
- 13B - 28" black nylon base
- 55mm dual wheeled, hooded casters
- Protective durable plastic outback
- Standard seat height approx. range for model pictured (floor to top of seat): 19" to 22-1/2" (with 100mm cylinder)

back width  
19 1/2"  
seat width  
20 1/4"

back height  
25"  
seat depth  
19"



Model 4235

## OPTIONS See pages 133-134 for additional options

No multi-shift options, no 65 headrest or Bariatric models



### 4235 Task

#### MANAGERS HIGH BACK

Ratchet back, Multi-function 05-control w/seat slider

Arm	B	C (com)	D	E (col)	F	G	L
-----	---	---------	---	---------	---	---	---

Armless	616.00	629.20	644.60	679.80	716.10	770.55	862.95
---------	--------	--------	--------	--------	--------	--------	--------

Domestically sourced, 55-control with integrated seat slider

82.50

### 4238 Task

#### MANAGERS HIGH BACK

Ratchet back, multi-function 08-control w/built-in seat slider, knee tilt

Arm	B	C (com)	D	E (col)	F	G	L
-----	---	---------	---	---------	---	---	---

Armless	745.80	759.00	774.40	809.60	845.90	900.35	992.75
---------	--------	--------	--------	--------	--------	--------	--------

### 42314 Task

#### MANAGERS HIGH BACK

Advanced synchro tilt control w/ built-in seat slider, tilt lock and ratchet back

Arm	B	C (com)	D	E (col)	F	G	L
-----	---	---------	---	---------	---	---	---

Armless	616.00	629.20	644.60	679.80	716.10	770.55	862.95
---------	--------	--------	--------	--------	--------	--------	--------

### NS423 Task

#### MANAGERS HIGH BACK

Enhanced task 07-control and ratchet back w/seat slider

Arm	B	C (com)	D	E (col)	F	G	L
-----	---	---------	---	---------	---	---	---

Armless	600.60	613.80	629.20	664.40	700.70	755.15	847.55
---------	--------	--------	--------	--------	--------	--------	--------



#### 01A

Fold away arm with vertical and horizontal adjustment. Standard with 10P arm pad.

143.00



#### 18A

360 degree pivot, vertically and horizontally adjustable arm, standard with 10P arm pad.

104.50



#### 23A

Forward angled, vertically and horizontally adjustable arm, standard with 10P arm pad.

94.05



#### 25A

Vertical and horizontal adjustable "T" arm. Standard with 10P arm pad.

79.75



#### 37A

4-way, multifunction, vertical and horizontal adjustment w/built in pad. Pads cannot be changed.

108.35

## SEAT SIZE OPTIONS

420 X-Small 18-1/2 w x 17 d	N/C	1100 X-Small Tractor 19-3/4 w x 19-3/4 d	35.75
422 Small 20 w x 17-3/4 d	N/C	1200 Small Tractor 22 w x 19-3/4 d	35.75
423 Medium 20-1/4 w x 19 d	Standard	1300 Medium Tractor 22-1/2 w x 20-1/4 d	35.75
429 Large 21 w x 19-1/2 d	N/C	1500 Deep Tractor 24-1/4 w x 19-3/4 d	99.00
1900 Molded Tractor 21 w x 19 d	N/C		

## POPULAR OPTIONS

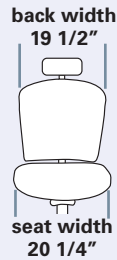
- 70P Extra thick, soft arm pad 11.00
- 25F RFoAM (memory foam) 50.05
- 60L Air Lumbar 90.20
- 70L Air Thoracic 90.20
- 68L Air Lumbar & Thoracic 143.55



# RAY 4200

## STANDARD FEATURES

- Accommodates up to 300lbs
- Meets CAL 117-2013
- 13B - 28" black nylon base
- 55mm dual wheeled, hooded casters
- Protective durable plastic outback
- 65HR - Articulating Headrest
- Standard seat height approx. range for model pictured (floor to top of seat): 18-1/2" to 22" (with 100mm cylinder)



Model 42914

## OPTIONS See pages 133-134 for additional options

No multi-shift options or Bariatric models



### 01A

Fold away arm with vertical and horizontal adjustment. Standard with 10P arm pad.  
**143.00**



### 18A

360 degree pivot, vertically and horizontally adjustable arm, standard with 10P arm pad.  
**104.50**



### 23A

Forward angled, vertically and horizontally adjustable arm, standard with 10P arm pad.  
**94.05**



### 25A

Vertical and horizontal adjustable "T" arm. Standard with 10P arm pad.  
**79.75**



### 37A

4-way, multifunction, vertical and horizontal adjustment w/built in pad. Pads cannot be changed.  
**108.35**



## 4295 Task

**EXECUTIVE HIGH BACK w/headrest**  
Ratchet back, multi-function 05-control w/seat slider

Arm	B	C (com)	D	E (col)	F	G	L
-----	---	---------	---	---------	---	---	---

Armless	880.00	893.20	908.60	943.80	980.10	1034.55	1126.95
---------	--------	--------	--------	--------	--------	---------	---------

## 4298 Task

**EXECUTIVE HIGH BACK w/headrest**  
Ratchet back, multi-function 08-control w/ built-in seat slider, knee tilt

Arm	B	C (com)	D	E (col)	F	G	L
-----	---	---------	---	---------	---	---	---

Armless	1009.80	1023.00	1038.40	1073.60	1109.90	1164.35	1256.75
---------	---------	---------	---------	---------	---------	---------	---------

## 42914 Task

**EXECUTIVE HIGH BACK w/headrest,**  
advanced synchro tilt control w/ built-in seat slider, tilt lock and ratchet back

Arm	B	C (com)	D	E (col)	F	G	L
-----	---	---------	---	---------	---	---	---

Armless	880.00	893.20	908.60	943.80	980.10	1034.55	1126.95
---------	--------	--------	--------	--------	--------	---------	---------

## SEAT SIZE OPTIONS

<b>420 X-Small</b> 18-1/2 w x 17 d	N/C	<b>1100 X-Small Tractor</b> 19-3/4 w x 19-3/4 d	<b>35.75</b>
<b>422 Small</b> 20 w x 17-3/4 d	N/C	<b>1200 Small Tractor</b> 22 w x 19-3/4 d	<b>35.75</b>
<b>423 Medium</b> 20-1/4 w x 19 d	Standard	<b>1300 Medium Tractor</b> 22-1/2 w x 20-1/4 d	<b>35.75</b>
<b>429 Large</b> 21 w x 19-1/2 d	N/C	<b>1500 Deep Tractor</b> 24-1/4 w x 19-3/4 d	<b>99.00</b>
<b>1900 Molded Tractor</b> 21 w x 19 d	N/C		

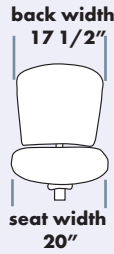
## POPULAR OPTIONS

- **70P** Extra thick, soft arm pad **11.00**
- **25F** RFoAM (memory foam) **50.05**
- **60L** Air Lumbar **90.20**
- **70L** Air Thoracic **90.20**
- **68L** Air Lumbar & Thoracic **143.55**

# RAY 4200

## STANDARD FEATURES

- Accommodates up to 300lbs
- Meets CAL 117-2013
- 13B - 28" black nylon base
- 55mm dual wheeled, hooded casters
- Protective durable plastic outback
- 37FR - Adjustable foot ring
- Standard seat height approx. range for model pictured (floor to top of seat): 25" to 32" (with 200mm cylinder)



Model 42233-37200

## OPTIONS See pages 133-134 for additional options

No multi-shift options, no 65 headrest or Bariatric models

[CLICK HERE FOR APPROXIMATE STOOL HEIGHT GUIDELINES](#)



NOTE: please specify stool kit 37200 or 37270

42233-37200 Stool	Arm	B	C (com)	D	E (col)	F	G	L
<b>MEDIUM BACK STOOL</b> Ratchet back, tri-action 33-control	Armless	656.70	669.90	685.30	720.50	756.80	811.25	903.65



**01A**  
Fold away arm with vertical and horizontal adjustment. Standard with 10P arm pad.  
**143.00**



**18A**  
360 degree pivot, vertically and horizontally adjustable arm, standard with 10P arm pad.  
**104.50**



**23A**  
Forward angled, vertically and horizontally adjustable arm, standard with 10P arm pad.  
**94.05**



**25A**  
Vertical and horizontal adjustable "T" arm. Standard with 10P arm pad.  
**79.75**



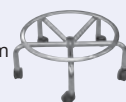
**37A**  
4-way, multifunction, vertical and horizontal adjustment w/built in pad. Pads cannot be changed.  
**108.35**

## SEAT SIZE OPTIONS

<b>420 X-Small</b> 18-1/2 w x 17 d	N/C	<b>1100 X-Small Tractor</b> 19-3/4 w x 19-3/4 d	<b>35.75</b>
<b>422 Small</b> 20 w x 17-3/4 d	Standard	<b>1200 Small Tractor</b> 22 w x 19-3/4 d	<b>35.75</b>
<b>423 Medium</b> 20-1/4 w x 19 d	N/C	<b>1300 Medium Tractor</b> 22-1/2 w x 20-1/4 d	<b>35.75</b>
<b>429 Large</b> 21 w x 19-1/2 d	N/C	<b>1500 Deep Tractor</b> 24-1/4 w x 19-3/4 d	<b>99.00</b>
<b>1900 Molded Tractor</b> 21 w x 19 d	N/C		

## STOOL POPULAR OPTIONS

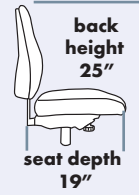
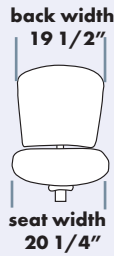
- **70P** Extra thick, soft arm pad **11.00**
- **25F** RFoam (memory foam) **50.05**
- **60L** Air Lumbar **90.20**
- **33SS** Seat Slider **33.00**
- **16B** Foot ring base w/60mm caster. Only available in 175mm or 200mm cylinder. **N/C**



# RAY 4200

## STANDARD FEATURES

- Accommodates up to 300lbs
- Meets CAL 117-2013
- 13B - 28" black nylon base
- 55mm dual wheeled, hooded casters
- Protective durable plastic outback
- 37FR - Adjustable foot ring
- Standard seat height approx. range for model pictured (floor to top of seat): 25" to 32" (with 200mm cylinder)



Model 42333-37200

## OPTIONS See pages 133-134 for additional options

No multi-shift options, no 65 headrest or Bariatric models

[CLICK HERE FOR APPROXIMATE STOOL HEIGHT GUIDELINES](#)



Note: please specify stool kit 37200 or 37270

42333-37200 Stool	Arm	B	C (com)	D	E (col)	F	G	L
<b>MANAGERS HIGH BACK STOOL</b> Ratchet back, tri-action 33-control	Armless	695.20	708.40	723.80	759.00	795.30	849.75	942.15



**01A**  
Fold away arm with vertical and horizontal adjustment. Standard with 10P arm pad.  
**143.00**



**18A**  
360 degree pivot, vertically and horizontally adjustable arm, standard with 10P arm pad.  
**104.50**



**23A**  
Forward angled, vertically and horizontally adjustable arm, standard with 10P arm pad.  
**94.05**



**25A**  
Vertical and horizontal adjustable "T" arm. Standard with 10P arm pad.  
**79.75**



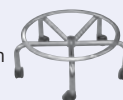
**37A**  
4-way, multifunction, vertical and horizontal adjustment w/built in pad. Pads cannot be changed.  
**108.35**

## SEAT SIZE OPTIONS

<b>420 X-Small</b> 18-1/2 w x 17 d	N/C	<b>1100 X-Small Tractor</b> 19-3/4 w x 19-3/4 d	<b>35.75</b>
<b>422 Small</b> 20 w x 17-3/4 d	N/C	<b>1200 Small Tractor</b> 22 w x 19-3/4 d	<b>35.75</b>
<b>423 Medium</b> 20-1/4 w x 19 d	Standard	<b>1300 Medium Tractor</b> 22-1/2 w x 20-1/4 d	<b>35.75</b>
<b>429 Large</b> 21 w x 19-1/2 d	N/C	<b>1500 Deep Tractor</b> 24-1/4 w x 19-3/4 d	<b>99.00</b>
<b>1900 Molded Tractor</b> 21 w x 19 d	N/C		

## STOOL POPULAR OPTIONS

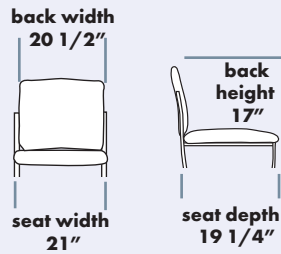
- **70P** Extra thick, soft arm pad **11.00**
- **25F** RFoam (memory foam) **50.05**
- **60L** Air Lumbar **90.20**
- **33SS** Seat Slider **33.00**
- **16B** Foot ring base w/60mm caster. Only available in 175mm or 200mm cylinder. **N/C**



# SIDEKICK 700

## STANDARD FEATURES

- Accommodates up to 300lbs
- Meets CAL 117-2013
- High density foam on a generous sized seat and back
- Heavy gauge (14GA), 1-1/8" diameter tubular steel frame
- Does not stack
- Models 701 and 701A are wall savers
- Standard seat height: 19"



Model 701A

**OPTIONS** Available options are listed below.



### 701NA Guest Lobby

Deluxe stick leg style steel frame guest chair in black powder coat, armless

Arm	B	C (com)	D	E (col)	F	G	L
Armless	492.25	508.20	529.65	559.90	600.60	664.40	790.90



### 701A Guest Lobby

Deluxe stick leg style steel frame guest chair in black powder coat, with upholstered polyurethane padded arms

Arm	B	C (com)	D	E (col)	F	G	L
Arm	581.90	597.85	619.30	649.55	690.25	754.05	880.55



### 703NA Guest Lobby

Deluxe sled base style steel frame guest chair in black powder coat, armless

Arm	B	C (com)	D	E (col)	F	G	L
Armless	525.25	541.20	562.65	592.90	633.60	697.40	823.90



### 703A Guest Lobby

Deluxe sled base style steel frame guest chair in black powder coat, with upholstered polyurethane padded arms

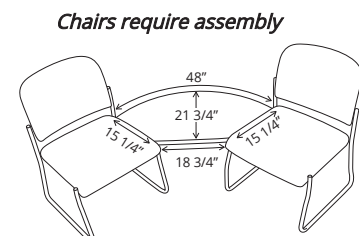
Arm	B	C (com)	D	E (col)	F	G	L
Arm	614.90	630.85	652.30	682.55	723.25	787.05	913.55

## DIMENSIONS

Outside of the arm pads: 24"  
Top of the back to the floor: 32 1/2"

## SIDEKICK POPULAR OPTIONS

- Bridge Table  
23 w x 15 1/2 d **101.75**
- Corner Table  
see line drawing (right) for dimensions **242.00**
- Ganging Plate  
(2 ganging plates required to attach bridge or corner table.) **57.20**



# SIDEKICK 700

## STANDARD FEATURES

- Accommodates up to 500lbs
- Meets CAL 117-2013
- High density foam on a generous sized seat and back
- Heavy gauge (14GA), 1-1/8" diameter tubular steel frame
- Does not stack
- Models 702 and 702A are wall savers
- Standard seat height: 19"

back width  
27 1/2"



seat width  
28"

back height  
17"



seat depth  
20 1/2"



Model 704A

**OPTIONS** Available options are listed below.



### 702NA Guest Lobby

Deluxe stick leg style big and tall steel frame guest chair in black powder coat, armless

Arm	B	C (com)	D	E (col)	F	G	L
-----	---	---------	---	---------	---	---	---

Armless	610.50	626.45	647.90	678.15	718.85	782.65	909.15
---------	--------	--------	--------	--------	--------	--------	--------



### 702A Guest Lobby

Deluxe stick leg style big and tall steel frame guest chair in black powder coat, with upholstered polyurethane padded arms

Arm	B	C (com)	D	E (col)	F	G	L
-----	---	---------	---	---------	---	---	---

Arm	700.15	716.10	737.55	767.80	808.50	872.30	998.80
-----	--------	--------	--------	--------	--------	--------	--------



### 704NA Guest Lobby

Deluxe sled base style big and tall steel frame guest chair in black powder coat, armless

Arm	B	C (com)	D	E (col)	F	G	L
-----	---	---------	---	---------	---	---	---

Armless	651.75	667.70	689.15	719.40	760.10	823.90	950.40
---------	--------	--------	--------	--------	--------	--------	--------



### 704A Guest Lobby

Deluxe sled base style big and tall steel frame guest chair in black powder coat, with upholstered polyurethane padded arms

Arm	B	C (com)	D	E (col)	F	G	L
-----	---	---------	---	---------	---	---	---

Arm	741.40	757.35	778.80	809.05	849.75	913.55	1040.05
-----	--------	--------	--------	--------	--------	--------	---------

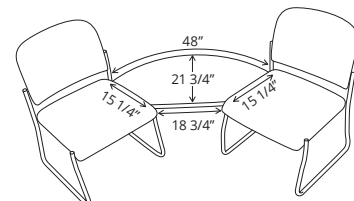
## DIMENSIONS

Outside of the arm pads: 31"  
Top of the back to the floor: 32 1/2"

## SIDEKICK POPULAR OPTIONS

- **Bridge Table**  
23 w x 15 1/2 d **101.75**
- **Corner Table**  
see line drawing (right) for dimensions **242.00**
- **Ganging Plate**  
(2 ganging plates required to attach bridge or corner table.) **57.20**

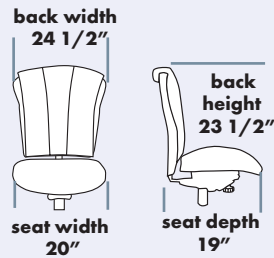
*Chairs require assembly*



# SIENNA 8400

## STANDARD FEATURES

- Accommodates up to 300lbs
- Meets CAL 117-2013
- 13B - 28" black nylon base
- 55mm dual wheeled, hooded casters
- Fully upholstered outback in black air knit
- Standard seat height approx. range for model pictured (floor to top of seat): 18-3/4" to 22" (with 100mm cylinder)



Model 84214

**OPTIONS** See pages 133-134 for additional options



### 8425 Task

#### MEDIUM BACK

Ratchet back, Multi-function 05-control w/seat slider

Domestically sourced, 55-control with integrated seat slider

Arm	B	C (com)	D	E (col)	F	G	L
Armless	643.50	659.45	680.90	711.15	751.85	815.65	942.15

82.50

### 8428 Task

#### MEDIUM BACK

Ratchet back, multi-function 08-control w/built-in seat slider, knee tilt

Arm	B	C (com)	D	E (col)	F	G	L
Armless	773.30	789.25	810.70	840.95	881.65	945.45	1071.95

### 84214 Task

#### MEDIUM BACK

Advanced synchro tilt control w/ built-in seat slider, tilt lock and ratchet back

Arm	B	C (com)	D	E (col)	F	G	L
Armless	643.50	659.45	680.90	711.15	751.85	815.65	942.15

### NS842 Task

#### MEDIUM BACK

Enhanced task 07-control and ratchet back, w/ seat slider

Arm	B	C (com)	D	E (col)	F	G	L
Armless	628.10	644.05	665.50	695.75	736.45	800.25	926.75



**01A**  
Fold away arm with vertical and horizontal adjustment. Standard with 10P arm pad.  
**143.00**



**18A**  
360 degree pivot, vertically and horizontally adjustable arm, standard with 10P arm pad.  
**104.50**



**23A**  
Forward angled, vertically and horizontally adjustable arm, standard with 10P arm pad.  
**94.05**



**25A**  
Vertical and horizontal adjustable "T" arm. Standard with 10P arm pad.  
**79.75**



**37A**  
4-way, multifunction, vertical and horizontal adjustment w/built in pad. Pads cannot be changed.  
**108.35**

## SEAT SIZE OPTIONS

<b>841 X-Small</b> 18 1/2 w x 18 d	N/C	<b>1100 X-Small Tractor</b> 19-3/4 w x 19-3/4 d	<b>35.75</b>
<b>842 Small</b> 20 w x 18 d	N/C	<b>1200 Small Tractor</b> 22 w x 19-3/4 d	<b>35.75</b>
<b>843 Medium</b> 20 w x 19 d	Standard	<b>1300 Medium Tractor</b> 22-1/2 w x 20-1/4 d	<b>35.75</b>
<b>845 Large</b> 21 1/2 w x 20 d	N/C	<b>1500 Deep Tractor</b> 24-1/4 w x 19-3/4 d	<b>99.00</b>
<b>490 X-Large</b> 23 w x 21 d	N/C		
<b>1900 Molded Tractor</b> 21 w x 19 d	N/C		

## POPULAR OPTIONS

- **70P** Extra thick, soft arm pad **11.00**
- **25F** RFoAM(memory foam) **50.05**
- **60L** Air Lumbar **90.20**

## 24/7 UPGRADE

- **24/7 Upgrade 196.35**

**Includes:**  
Seat Slider

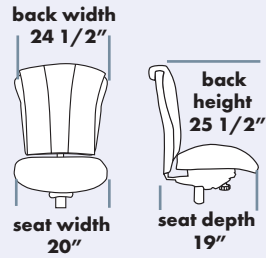
- 28" Heavy duty base
- 70mm Heavy duty casters
- 9 Ply seat shell
- Dual Density Foam

*\*24/7 Upgrade option only available on 05, 14, and NS models.*

# SIENNA 8400

## STANDARD FEATURES

- Accommodates up to 300lbs
- Meets CAL 117-2013
- 13B - 28" black nylon base
- 55mm dual wheeled, hooded casters
- Fully upholstered outback in black air knit
- Standard seat height approx. range for model pictured (floor to top of seat): 18-3/4" to 22" (with 100mm cylinder)



Model 84314

**OPTIONS** See pages 133-134 for additional options



8435 Task	Arm	B	C (com)	D	E (col)	F	G	L
-----------	-----	---	---------	---	---------	---	---	---

<b>MANAGERS HIGH BACK</b> Ratchet back, multi-function 05-control w/seat slider	Armless	673.75	689.70	711.15	741.40	782.10	845.90	972.40
--	---------	--------	--------	--------	--------	--------	--------	--------

Domestically sourced, 55-control with integrated seat slider **82.50**

8438 Task	Arm	B	C (com)	D	E (col)	F	G	L
-----------	-----	---	---------	---	---------	---	---	---

<b>MANAGERS HIGH BACK</b> Ratchet back, multi-function 08-control w/built-inseat slider, knee tilt	Armless	803.55	819.50	840.95	871.20	911.90	975.70	1102.20
---	---------	--------	--------	--------	--------	--------	--------	---------

84314 Task	Arm	B	C (com)	D	E (col)	F	G	L
------------	-----	---	---------	---	---------	---	---	---

<b>MANAGERS HIGH BACK</b> Advanced synchro tilt control w/ built-in seat slider, tilt lock and ratchet back	Armless	673.75	689.70	711.15	741.40	782.10	845.90	972.40
--	---------	--------	--------	--------	--------	--------	--------	--------

NS843 Task	Arm	B	C (com)	D	E (col)	F	G	L
------------	-----	---	---------	---	---------	---	---	---

<b>MANAGERS HIGH BACK</b> Enhanced task 07-control and ratchet back, w/ seat slider	Armless	658.35	674.30	695.75	726.00	766.70	830.50	957.00
--	---------	--------	--------	--------	--------	--------	--------	--------



**01A**  
Fold away arm with vertical and horizontal adjustment. Standard with 10P arm pad. **143.00**



**18A**  
360 degree pivot, vertically and horizontally adjustable arm, standard with 10P arm pad. **104.50**



**23A**  
Forward angled, vertically and horizontally adjustable arm, standard with 10P arm pad. **94.05**



**25A**  
Vertical and horizontal adjustable "T" arm. Standard with 10P arm pad. **79.75**



**37A**  
4-way, multifunction, vertical and horizontal adjustment w/built in pad. Pads cannot be changed. **108.35**

## SEAT SIZE OPTIONS

<b>841 X-Small</b> 18 1/2 w x 18 d	N/C	<b>1100 X-Small Tractor</b> 19-3/4 w x 19-3/4 d	<b>35.75</b>
<b>842 Small</b> 20 w x 18 d	N/C	<b>1200 Small Tractor</b> 22 w x 19-3/4 d	<b>35.75</b>
<b>843 Medium</b> 20 w x 19 d	Standard	<b>1300 Medium Tractor</b> 22-1/2 w x 20-1/4 d	<b>35.75</b>
<b>845 Large</b> 21 1/2 w x 20 d	N/C	<b>1500 Deep Tractor</b> 24-1/4 w x 19-3/4 d	<b>99.00</b>
<b>490 X-Large</b> 23 w x 21 d	N/C		
<b>1900 Molded Tractor</b> 21 w x 19 d	N/C		

## POPULAR OPTIONS

■ <b>70P</b> Extra thick, soft arm pad	<b>11.00</b>
■ <b>25F</b> RFoM(memory foam)	<b>50.05</b>
■ <b>59L</b> Comfort Cutout	<b>55.00</b>
■ <b>60L</b> Air Lumbar	<b>90.20</b>
■ <b>65HR</b> Articulating headrest	<b>254.10</b>

## 24/7 UPGRADE

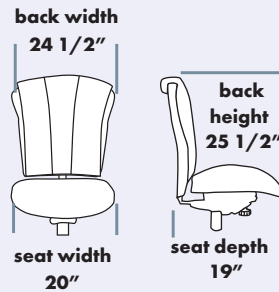
- **24/7 Upgrade 196.35**  
**Includes:**  
Seat Slider  
28" Heavy duty base  
70mm Heavy duty casters  
9 Ply seat shell  
Dual Density Foam
- \*24/7 Upgrade option only available on 05, 14, and NS models.*

# SIENNA 8400



## STANDARD FEATURES

- Accommodates up to 350lbs
- 24/7 rated
- Meets CAL 117-2013
- 27B - 28" black nylon reinforced base
- 911C - 70mm heavy-duty casters
- 9 Ply tapered seat shell
- 26F - Dual Density seat foam
- Seat boxing and back seat panel, out-back and bottom in-back cutout in black AIM 1200D ballistic polyester
- 58BD - beading (protective edge guard on back)
- Standard seat height approx. range for model pictured (floor to top of seat): 21" to 24-1/2" (with 100mm cylinder)



Model MP844-50

**OPTIONS** See pages 133-134 for additional options

MP844-50CONT Task	Arm	B	C (com)	D	E (col)	F	G	L
<b>MANAGERS HIGH BACK</b> Ratchet back, Multi-function 50-control w/seat slider	Armless	913.00	928.95	950.40	980.65	1021.35	1085.15	1211.65

M8444-14CONT Task	Arm	B	C (com)	D	E (col)	F	G	L
<b>MANAGERS HIGH BACK</b> Advanced synchro tilt control w/ built-in seat slider, tilt lock and ratchet back	Armless	913.00	928.95	950.40	980.65	1021.35	1085.15	1211.65

M844N-NS CONT Task	Arm	B	C (com)	D	E (col)	F	G	L
<b>MANAGERS HIGH BACK</b> Enhanced task 07-control and ratchet back, w/ seat slider	Armless	897.60	913.55	935.00	965.25	1005.95	1069.75	1196.25



**01A**  
Fold away arm with vertical and horizontal adjustment. Standard with 10P arm pad.  
**143.00**



**18A**  
360 degree pivot, vertically and horizontally adjustable arm, standard with 10P arm pad.  
**104.50**



**23A**  
Forward angled, vertically and horizontally adjustable arm, standard with 10P arm pad.  
**94.05**



**25A**  
Vertical and horizontal adjustable "T" arm. Standard with 10P arm pad.  
**79.75**



**37A**  
4-way, multifunction, vertical and horizontal adjustment w/built in pad. Pads cannot be changed.  
**108.35**

**Please note:** Cross Check, Foundation, and Symphony classic will be warranted for 3 years on 24/7 chairs. All other fabrics are not covered under warranty. To ensure the greatest protection for these chairs, we strongly recommend selecting one of the fabrics with over 250,000 double rubs.

SEAT SIZE OPTIONS		
252 Small 20 w x 18 d	N/C	
253 Medium 20 w x 19 d	Standard	
255 Large 21 1/2 w x 20 d	N/C	

POPULAR OPTIONS		
70P Extra thick, soft arm pad	11.00	
25F RFoam (memory foam)	50.05	
60L Air Lumbar	90.20	
70L Air Thoracic	90.20	
68L Air Lumbar & Thoracic	143.55	
65HR Articulating headrest	254.10	

MP/BT UPGRADE SEAT SIZE OPTIONS		** 400 lbs. rated **
2062 Small 24 w x 20 d	171.00	
2063 Medium 24 w x 21 d	171.00	
2064 Large 24 w x 22 d	171.00	

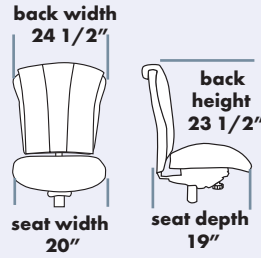
\*400 lbs. rated seats only available on 50-control or NS models  
\*no seat slider



# SIENNA 8400

## STANDARD FEATURES

- Accommodates up to 300lbs
- Meets CAL 117-2013
- Choice of Black arms & base or (CH) Polished aluminum arms & base
- 55mm dual wheeled, hooded casters
- Fully upholstered outback in black air knit
- Standard seat height approx. range for model pictured (floor to top of seat): 18" to 21-1/2" (with 100mm cylinder)



Model 842

## OPTIONS

No options or substitutions are available.



### 842 Conference

#### MEDIUM BACK

Swivel tilt 07-control w/ 13B 28" black nylon base & 09A reverse "C" arms

Arm	B	C (com)	D	E (col)	F	G	L
09A	643.50	659.45	680.90	711.15	751.85	815.65	942.15



### 842CH Conference

#### MEDIUM BACK

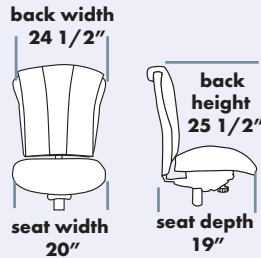
Swivel tilt 07-control w/ 15B polished aluminum base & 30A polished aluminum arms

Arm	B	C (com)	D	E (col)	F	G	L
30A	706.75	722.70	744.15	774.40	815.10	878.90	1005.40



## STANDARD FEATURES

- Accommodates up to 300lbs
- Meets CAL 117-2013
- Choice of Black arms & base or (CH) Polished aluminum arms & base
- 55mm dual wheeled, hooded casters
- Fully upholstered outback in black air knit
- Standard seat height approx. range for model pictured (floor to top of seat): 18" to 21-1/2" (with 100mm cylinder)



Model 843

## OPTIONS

No options or substitutions are available.



### 843 Conference

#### MANAGERSHIGHBACK

Swivel tilt 07-control w/ 13B 28" black nylon high hub base & 09A reverse "C" arms

Arm	B	C (com)	D	E (col)	F	G	L
09A	673.75	689.70	711.15	741.40	782.10	845.90	972.40



### 843CH Conference

#### MANAGERS HIGH BACK

Swivel tilt 07-control w/ 15B polished aluminum base & 30A polished aluminum arms

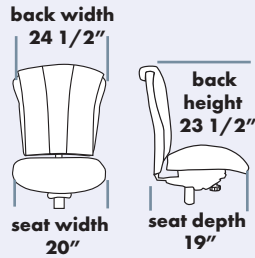
Arm	B	C (com)	D	E (col)	F	G	L
30A	737.00	752.95	774.40	804.65	845.35	909.15	1035.65



# SIENNA 8400

## STANDARD FEATURES

- Accommodates up to 300lbs
- Meets CAL 117-2013
- 13B - 28" black nylon base
- 55mm dual wheeled, hooded casters
- Fully upholstered outback in black air knit
- 37FR - Adjustable height foot ring
- Standard seat height approx. range for model pictured (floor to top of seat): 28-1/2" to 35-1/2" (with 200mm cylinder)



Model 84233-16B200

**OPTIONS** See pages 133-134 for additional options

[CLICK HERE FOR APPROXIMATE STOOL HEIGHT GUIDELINES](#)

Note: please specify stool kit 37200 or 37270



## 84233-37200 Stool

**MEDIUM BACK**  
Ratchet back, tri-action 33-control

Arm	B	C (com)	D	E (col)	F	G	L
Armless	722.70	738.65	760.10	790.35	831.05	894.85	1021.35



**01A**  
Fold away arm with vertical and horizontal adjustment. Standard with 10P arm pad.  
**143.00**



**18A**  
360 degree pivot, vertically and horizontally adjustable arm, standard with 10P arm pad.  
**104.50**



**23A**  
Forward angled, vertically and horizontally adjustable arm, standard with 10P arm pad.  
**94.05**



**25A**  
Vertical and horizontal adjustable "T" arm. Standard with 10P arm pad.  
**79.75**



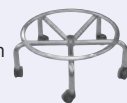
**37A**  
4-way, multifunction, vertical and horizontal adjustment w/built in pad. Pads cannot be changed.  
**108.35**

## SEAT SIZE OPTIONS

<b>841 X-Small</b> 18-1/2 w x 18 d	N/C	<b>1100 X-Small Tractor</b> 19-3/4 w x 19-3/4 d	<b>35.75</b>
<b>842 Small</b> 20 w x 18 d	N/C	<b>1200 Small Tractor</b> 22 w x 19-3/4 d	<b>35.75</b>
<b>843 Medium</b> 20 w x 19 d	Standard	<b>1300 Medium Tractor</b> 22-1/2 w x 20-1/4 d	<b>35.75</b>
<b>845 Large</b> 21-1/2 w x 20 d	N/C	<b>1500 Deep Tractor</b> 24-1/4 w x 19-3/4 d	<b>99.00</b>
<b>490 X-Large</b> 23 w x 21 d	N/C		
<b>1900 Molded Tractor</b> 21 w x 19 d	N/C		

## STOOLS POPULAR OPTIONS

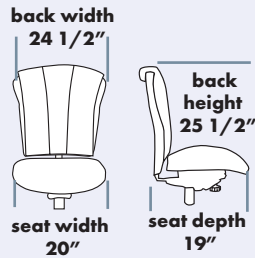
- **70P** Extra thick, soft arm pad **11.00**
- **25F** RFoam (memory foam) **50.05**
- **60L** Air Lumbar **90.20**
- **33SS** Seat Slider **33.00**
- **16B** Foot ring base w/60mm caster. Only available in 175mm or 200mm cylinder. **N/C**



# SIENNA 8400

## STANDARD FEATURES

- Accommodates up to 300lbs
- Meets CAL 117-2013
- 13B - 28" black nylon base
- 55mm dual wheeled, hooded casters
- Fully upholstered outback in black air knit
- 37FR - Adjustable height foot ring
- Standard seat height approx. range for model pictured (floor to top of seat): 28-1/2" to 35-1/2" (with 200mm cylinder)



Model 84333-16B200

**OPTIONS** See pages 133-134 for additional options

*CLICK HERE FOR APPROXIMATE STOOL HEIGHT GUIDELINES*

Note: please specify stool kit 37200 or 37270



### 84333-37200 Stool

**MANAGERS HIGH BACK**  
Ratchet back, tri-action 33-control

Arm	B	C (com)	D	E (col)	F	G	L
Armless	752.95	768.90	790.35	820.60	861.30	925.10	1051.60



**01A**  
Fold away arm with vertical and horizontal adjustment. Standard with 10P arm pad.  
**143.00**



**18A**  
360 degree pivot, vertically and horizontally adjustable arm, standard with 10P arm pad.  
**104.50**



**23A**  
Forward angled, vertically and horizontally adjustable arm, standard with 10P arm pad.  
**94.05**



**25A**  
Vertical and horizontal adjustable "T" arm. Standard with 10P arm pad.  
**79.75**



**37A**  
4-way, multifunction, vertical and horizontal adjustment w/built in pad. Pads cannot be changed.  
**108.35**

## SEAT SIZE OPTIONS

<b>841 X-Small</b> 18-1/2 w x 18 d	N/C	<b>1100 X-Small Tractor</b> 19-3/4 w x 19-3/4 d	<b>35.75</b>
<b>842 Small</b> 20 w x 18 d	N/C	<b>1200 Small Tractor</b> 22 w x 19-3/4 d	<b>35.75</b>
<b>843 Medium</b> 20 w x 19 d	Standard	<b>1300 Medium Tractor</b> 22-1/2 w x 20-1/4 d	<b>35.75</b>
<b>845 Large</b> 21-1/2 w x 20 d	N/C	<b>1500 Deep Tractor</b> 24-1/4 w x 19-3/4 d	<b>99.00</b>
<b>490 X-Large</b> 23 w x 21 d	N/C		
<b>1900 Molded Tractor</b> 21 w x 19 d	N/C		

## STOOLS POPULAR OPTIONS

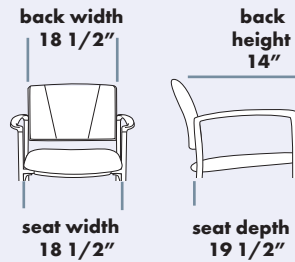
- 70P** Extra thick, soft arm pad **11.00**
- 25F** RFoam (memory foam) **50.05**
- 59L** Comfort Cutout **55.00**
- 60L** Air Lumbar **90.20**
- 33SS** Seat Slider **33.00**
- 16B** Foot ring base w/60mm caster. Only available in 175mm or 200mm cylinder. **N/C**



# SIENNA 9800

## STANDARD FEATURES

- Accommodates up to 350lbs
- Meets CAL 117-2013
- Welded steel frame
- Fully upholstered seat and back
- Out-back standard in black air knit
- Completely assembled
- Ganging capability
- Standard seat height: 17-1/2"



Model 9844A

**OPTIONS** Available options are listed below.



### 9841NA Guest Lobby

Stacking side chair without arms, stick legs; stacks 8 high

Arm	B	C (com)	D	E (col)	F	G	L
Armless	302.50	311.85	323.95	341.55	367.95	405.90	469.70

### 9841A Guest Lobby

Stacking side chair with arms, stick legs; stacks 8 high

Arm	B	C (com)	D	E (col)	F	G	L
Arm	316.25	325.60	337.70	355.30	381.70	419.65	483.45

### 9844NA Guest Lobby

Stacking side chair without arms, casters; stacks 4 high

Arm	B	C (com)	D	E (col)	F	G	L
Armless	319.00	328.35	340.45	358.05	384.45	422.40	486.20

### 9844A Guest Lobby

Stacking side chair with arms, casters; stacks 4 high

Arm	B	C (com)	D	E (col)	F	G	L
Arm	332.75	342.10	354.20	371.80	398.20	436.15	499.95

### 9961 Cart

Cart 272.25

### M9961GB

Ganging Device 40.15

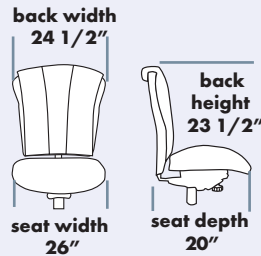
## GUEST LOBBY POPULAR OPTIONS

- 25F RFoam 50.05
- 26F Dual density foam 29.15
- 30C Hard floor casters 29.15

# SIERRA 8500

## STANDARD FEATURES

- Accommodates up to 500lbs
- Meets CAL 117-2013
- 27B - 28" black nylon reinforced base
- 911C - 70mm heavy-duty casters
- 26F - Dual density seat foam
- 11 Ply seat shell
- 14BB - Extended back bar
- Fully upholstered out back in black air knit
- Standard seat height approx. range for model pictured (floor to top of seat): 20-1/2" to 24" (with 100mm cylinder)



Model 8526

## OPTIONS See pages 133-134 for additional options

Not available: 04, 08, 09, 18, 23, 24 & 37Arms, seatslider, foot ring



### 8526 Task

#### MEDIUM BACK

Ratchet back, balance Syncro 06-control; long, easy-access cylinder paddle

Arm	B	C (com)	D	E (col)	F	G	L
Armless	1188.00	1203.95	1225.40	1255.65	1296.35	1360.15	1486.65

### 85250 Task

#### MEDIUM BACK

Ratchet back with heavy duty, multi-function infinite tilt lock 50 control; long, easy-access cylinder paddle

Arm	B	C (com)	D	E (col)	F	G	L
Armless	1096.15	1112.10	1133.55	1163.80	1204.50	1268.30	1394.80



#### 01A

Fold away arm with vertical and horizontal adjustment. Standard with 10P arm pad.

143.00



#### 03A

Loop arm with vertical and horizontal adjustment.

170.50



#### 12A

Vertical and horizontal adjustable "T" arm with knob. Standard with 10P arm pad.

99.00



#### 25A

Vertical and horizontal adjustable "T" arm. Standard with 10P arm pad.

79.75

## SEAT SIZE OPTIONS

8515 X-Small 26 w x 18 d	N/C
8516 Small 26 w x 19 d	Standard
8517 Medium 26 w x 20 d	N/C
8518 Large 26 w x 21 d	N/C

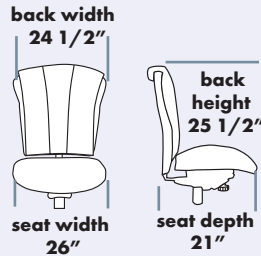
## POPULAR OPTIONS

- 70P Extra thick, soft arm pad 11.00
- 25F RFoam (memory foam) 50.05
- 60L Air Lumbar 90.20
- 24/7 Upgrade 231.00

# SIERRA 8500

## STANDARD FEATURES

- Accommodates up to 500lbs
- Meets CAL 117-2013
- 27B - 28" black nylon reinforced base
- 911C - 70mm heavy-duty casters
- 26F - Dual density seat foam
- 11 Ply seat shell
- 14BB - Extended back bar
- Fully upholstered out back in black air knit
- Standard seat height approx. range for model pictured (floor to top of seat): 20-1/2" to 24" (with 100mm cylinder)



Model 8536

## OPTIONS See pages 133-134 for additional options

Not available: 04, 08, 09, 18, 23, 24 & 37Arms, seatslider, foot ring



### 8536 Task

#### MANAGERS HIGH BACK

Ratchet back, balance syncro 06-control; long, easy-access cylinder paddle

Arm	B	C	D	E	F	G	L
		(com)		(col)			

Armless 1199.00 1214.95 1236.40 1266.65 1307.35 1371.15 1497.65

### 85350 Task

#### MANAGERS HIGH BACK

Ratchet back with heavy duty, multi-function infinite tilt lock 50 control; long, easy-access cylinder paddle

Arm	B	C	D	E	F	G	L
		(com)		(col)			

Armless 1107.15 1123.10 1144.55 1174.80 1215.50 1279.30 1405.80



#### 01A

Fold away arm with vertical and horizontal adjustment. Standard with 10P arm pad.

143.00



#### 03A

Loop arm with vertical and horizontal adjustment.

170.50



#### 12A

Vertical and horizontal adjustable "T" arm with knob. Standard with 10P arm pad.

99.00



#### 25A

Vertical and horizontal adjustable "T" arm. Standard with 10P arm pad.

79.75

## SEAT SIZE OPTIONS

8515 X-Small 26 w x 18 d	N/C
8516 Small 26 w x 19 d	Standard
8517 Medium 26 w x 20 d	N/C
8518 Large 26 w x 21 d	N/C

## POPULAR OPTIONS

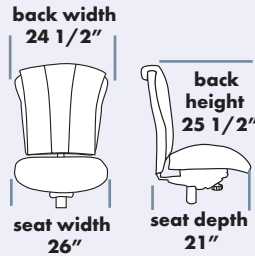
■ 70P Extra thick, soft arm pad	11.00
■ 25F RFoam (memory foam)	50.05
■ 59L Comfort Cutout	55.00
■ 60L Air Lumbar	90.20
■ 70L Air Thoracic	90.20
■ 68L Air Lumbar & Thoracic	143.55
■ 65HR Articulating Headrest	254.10
■ 24/7 Upgrade	231.00

# SIERRA 8500



## STANDARD FEATURES

- Accommodates up to 500lbs
- 24/7 rated
- Meets CAL 117-2013
- 27B - 28" black nylon reinforced base
- 911C - 70mm heavy-duty casters
- 26F - Dual Density seat foam
- 11 Ply tapered seat shell
- 14BB - Extended back bar
- Seat boxing and back seat panel, out-back and bottom in-back cutout in black AIM 1200D ballistic polyester
- 58BD - beading (protective edge guard on back)
- Standard seat height approx. range for model pictured (floor to top of seat): 20-1/2" to 24" (with 100mm cylinder)



Model MP854-50

## OPTIONS See pages 133-134 for additional options

Not available: 04, 08, 09, 18, 23, 24 & 37Arms, seatslider, foot ring

### M8546-06CONT Task

Arm B C D E F G L  
(com) (col)

#### MANAGERS HIGH BACK

Ratchet back, balance syncro 06-control; long, easy-access cylinder paddle

Armless 1424.50 1440.45 1461.90 1492.15 1532.85 1596.65 1723.15

### MP854-50CONT Task

Arm B C D E F G L  
(com) (col)

#### MANAGERS HIGH BACK

Ratchet back with heavy duty, multi-function infinite tilt lock 50 control; long, easy-access cylinder paddle

Armless 1332.65 1348.60 1370.05 1400.30 1441.00 1504.80 1631.30



#### 01A

Fold away arm with vertical and horizontal adjustment. Standard with 10P arm pad.

143.00



#### 03A

Loop arm with vertical and horizontal adjustment.

170.50



#### 12A

Vertical and horizontal adjustable "T" arm with knob. Standard with 10P arm pad.

99.00



#### 25A

Vertical and horizontal adjustable "T" arm. Standard with 10P arm pad.

79.75

**Please note:** Cross Check, Foundation, and Symphony classic will be warranted for 3 years on 24/7 chairs. All other fabrics are not covered under warranty. To ensure the greatest protection for these chairs, we strongly recommend selecting one of the fabrics with over 250,000 double rubs.

## SEAT SIZE OPTIONS

8526 Small 26 w x 20 d	N/C
8527 Medium 26 w x 21 d	Standard
8528 Large 26 w x 22d	N/C

## POPULAR OPTIONS

- 70P Extra thick, soft arm pad 11.00
- 25F RFoAM (memory foam) 50.05
- 60L Air Lumbar 90.20
- 70L Air Thoracic 90.20
- 68L Air Lumbar & Thoracic 143.55
- 65HR Articulating Headrest 254.10

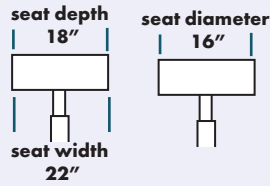
# STOOLS 5900

## STANDARD FEATURES

- Accommodates up to 250lbs
- Standard seat height approx. range (floor to top of seat):

5911 with 140mm cylinder:  
18" to 23-1/4"

5931 with 140mm cylinder:  
17" to 22"



Model 5911      Model 5931



Model 5911



Model 5931

**OPTIONS** Available options are listed below.



### 5911 Stool

**SQUARE FOOT STOOL**  
140mm cylinder standard

\*other cylinder sizes & casters available, specify on order

Arm	B	C (com)	D	E (col)	F	G	L
Armless	253.00	257.40	264.00	272.80	283.80	305.25	343.75



### 5931 Stool

**ROUND FOOT STOOL**  
140mm cylinder standard

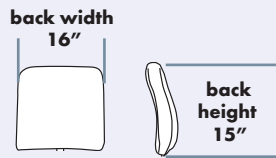
\*other cylinder sizes & casters available, specify on order

Arm	B	C (com)	D	E (col)	F	G	L
Armless	236.50	240.90	247.50	256.30	267.30	288.75	327.25

## STOOL BACK OPTIONS



5931 BACK



580 BACK



Model 5931  
w/ 5931 Back



Model 5931  
w/ 580 Back



### 5931 Back

**STOOL BACK**  
Includes support bar, can be added to 5911 or 5931 stool

Arm	B	C (com)	D	E (col)	F	G	L
Armless	126.50	130.90	137.50	146.30	157.30	178.75	217.25

### 580 Back

**STOOL BACK**  
Includes support bar, can be added to 5911 or 5931 stool

Arm	B	C (com)	D	E (col)	F	G	L
Armless	203.50	213.40	225.50	242.55	268.95	307.45	371.80

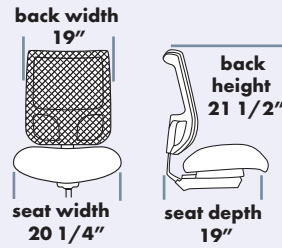
**580 BACK:** Option 58 required on Vinyl and Leather      **33.00**



# TECH 1400

## STANDARD FEATURES

- Accommodates up to 300lbs
- Meets CAL 117-2013
- 17B - 28" black nylon high hub base
- 60mm dual wheeled casters
- Height adjustable, black mesh back
- Standard seat height approx. range for model pictured (floor to top of seat): 18" to 21" (with 1101 cylinder)



Model 14314

**OPTIONS** See pages 133-134 for additional options



1435 Task	Arm	B	C (com)	D	E (col)	F	G	L
<b>MANAGERS HIGH BACK</b> Ratchet back, multi-function 05-control w/seat slider	Armless	467.50	477.40	489.50	506.55	532.95	571.45	635.80
Domestically sourced, 55-control with integrated seat slider					<b>82.50</b>			

1438 Task	Arm	B	C (com)	D	E (col)	F	G	L
<b>MANAGERS HIGH BACK</b> Ratchet back, multi-function 08-control w/built-in seat slider, knee tilt	Armless	597.30	607.20	619.30	636.35	662.75	701.25	765.60

14314 Task	Arm	B	C (com)	D	E (col)	F	G	L
<b>MANAGERS HIGH BACK</b> Advanced synchro tilt control w/ built-in seat slider, tilt lock and ratchet back	Armless	467.50	477.40	489.50	506.55	532.95	571.45	635.80

NS143 Task	Arm	B	C (com)	D	E (col)	F	G	L
<b>MANAGERS HIGH BACK</b> Enhanced task 07 control and ratchet back w/ seat slider	Armless	452.10	462.00	474.10	491.15	517.55	556.05	620.40



**01A**  
Fold away arm with vertical and horizontal adjustment. Standard with 10P arm pad.  
**143.00**



**18A**  
360 degree pivot, vertically and horizontally adjustable arm, standard with 10P arm pad.  
**104.50**



**23A**  
Forward angled, vertically and horizontally adjustable arm, standard with 10P arm pad.  
**94.05**



**25A**  
Vertical and horizontal adjustable "T" arm. Standard with 10P arm pad.  
**79.75**



**37A**  
4-way, multifunction, vertical and horizontal adjustment w/built in pad. Pads cannot be changed.  
**108.35**

## MESH OPTIONS

Teknit Mesh Color Bleach Cleanable	<b>41.00</b>
Standard Mesh Color	<b>28.00</b>
<a href="#">CLICK HERE FOR COLOR OPTIONS</a>	
<a href="#">CLICK HERE FOR LOGO INFORMATION</a>	

## SEAT SIZE OPTIONS

<b>420 X-Small</b> 18-1/2 w x 17 d	N/C
<b>422 Small</b> 20 w x 17-3/4 d	N/C
<b>423 Medium</b> 20-1/4 w x 19 d	Standard
<b>429 Large</b> 21 w x 19-1/2 d	N/C
<b>1900 Molded Tractor</b> 21 w x 19 d	N/C

<b>1100 X-Small Tractor</b> 19-3/4 w x 19-3/4 d	<b>35.75</b>
<b>1200 Small Tractor</b> 22 w x 19-3/4 d	<b>35.75</b>
<b>1300 Medium Tractor</b> 22-1/2 w x 20-1/4 d	<b>35.75</b>
<b>1500 Deep Tractor</b> 24-1/4 w x 19-3/4 d	<b>99.00</b>

## POPULAR OPTIONS

70P Extra thick, soft arm pad	<b>11.00</b>
25F RFoAM (memory foam)	<b>50.05</b>
60L Air Lumbar	<b>90.20</b>
70L Air Thoracic	<b>90.20</b>
68L Air Lumbar & Thoracic	<b>143.55</b>
65HR Articulating headrest	<b>254.10</b>

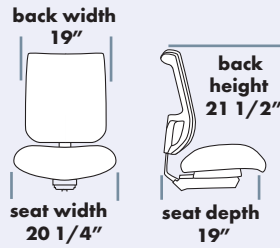
## 24/7 UPGRADE

- 24/7 Upgrade 196.35**
- Includes:**
  - Seat Slider
  - 28" Heavy duty base
  - 70mm Heavy duty casters
  - 9 Ply seat shell
  - Dual Density Foam
- \*24/7 Upgrade option only available on 05, 14, and NS models.*

# TECH 1400

## STANDARD FEATURES

- Accommodates up to 300lbs
- Meets CAL 117-2013
- 17B - 28" black nylon high hub base
- 60mm dual wheeled casters
- Height adjustable, upholstered back
- Standard seat height approx. range for model pictured (floor to top of seat): 18" to 21" (with 1101 cylinder)



Model 14414

**OPTIONS** See pages 133-134 for additional options



### 1445 Task

Arm	B	C (com)	D	E (col)	F	G	L
-----	---	---------	---	---------	---	---	---

#### MANAGERS HIGH BACK

Ratchet back, multi-function 05-control w/seat slider

Armless	544.50	560.45	581.90	612.15	652.85	716.65	843.15
---------	--------	--------	--------	--------	--------	--------	--------

Domestically sourced, 55-control with integrated seat slider

82.50

### 1448 Task

Arm	B	C (com)	D	E (col)	F	G	L
-----	---	---------	---	---------	---	---	---

#### MANAGERS HIGH BACK

Ratchet back, multi-function 08-control w/built-in seat slider, knee tilt

Armless	674.30	690.25	711.70	741.95	782.65	846.45	972.95
---------	--------	--------	--------	--------	--------	--------	--------

### 14414 Task

Arm	B	C (com)	D	E (col)	F	G	L
-----	---	---------	---	---------	---	---	---

#### MANAGERS HIGH BACK

Advanced synchro tilt control w/ built-in seat slider, tilt lock and ratchet back

Armless	544.50	560.45	581.90	612.15	652.85	716.65	843.15
---------	--------	--------	--------	--------	--------	--------	--------

### NS144 Task

Arm	B	C (com)	D	E (col)	F	G	L
-----	---	---------	---	---------	---	---	---

#### MANAGERS HIGH BACK

Enhanced task 07 control and ratchet back w/ seat slider

Armless	529.10	545.05	566.50	596.75	637.45	701.25	827.75
---------	--------	--------	--------	--------	--------	--------	--------



**01A**  
Fold away arm with vertical and horizontal adjustment. Standard with 10P arm pad.  
**143.00**



**18A**  
360 degree pivot, vertically and horizontally adjustable arm, standard with 10P arm pad.  
**104.50**



**23A**  
Forward angled, vertically and horizontally adjustable arm, standard with 10P arm pad.  
**94.05**



**25A**  
Vertical and horizontal adjustable "T" arm. Standard with 10P arm pad.  
**79.75**



**37A**  
4-way, multifunction, vertical and horizontal adjustment w/built in pad. Pads cannot be changed.  
**108.35**

## SEAT SIZE OPTIONS

420 X-Small 18-1/2 w x 17 d	N/C	1100 X-Small Tractor 19-3/4 w x 19-3/4 d	35.75
422 Small 20 w x 17-3/4 d	N/C	1200 Small Tractor 22 w x 19-3/4 d	35.75
423 Medium 20-1/4 w x 19 d	Standard	1300 Medium Tractor 22-1/2 w x 20-1/4 d	35.75
429 Large 21 w x 19-1/2 d	N/C	1500 Deep Tractor 24-1/4 w x 19-3/4 d	99.00
1900 Molded Tractor 21 w x 19 d	N/C		

## POPULAR OPTIONS

- 70P Extra thick, soft arm pad **11.00**
- 25F RFoAM (memory foam) **50.05**
- 60L Air Lumbar **90.20**
- 70L Air Thoracic **90.20**
- 68L Air Lumbar & Thoracic **143.55**
- 65HR Articulating headrest **254.10**

## 24/7 UPGRADE

- 24/7 Upgrade **196.35**

#### Includes:

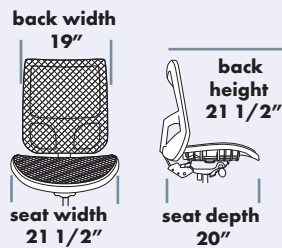
- Seat Slider
- 28" Heavy duty base
- 70mm Heavy duty casters
- 9 Ply seat shell
- Dual Density Foam

\*24/7 Upgrade option only available on 05, 14, and NS models.

# TECH 1400

## STANDARD FEATURES

- Accommodates up to 300lbs
- Meets CAL 117-2013
- 17B - 28" black nylon high hub base
- 60mm dual wheeled casters
- Black mesh seat w/ seat slider
- Height adjustable, black mesh back
- Standard seat height approx. range for model pictured (floor to top of seat): 19" to 22" (with 1101 cylinder)



Model 1455

## OPTIONS See pages 133-134 for additional options

No multi-shift or bariatric models, mesh seat not available without seat slider



### 1455 Task

Arm Standard  
black mesh

#### MANAGERS HIGH BACK

Ratchet back, multi-function 05-control w/seat slider

Armless 522.50

### 1458 Task

Arm Standard  
black mesh

#### MANAGERS HIGH BACK

Ratchet back, multi-function 08-control w/seat slider, knee tilt

Armless 652.30

### 14514 Task

Arm Standard  
black mesh

#### MANAGERS HIGH BACK

Advanced synchro tilt control w/ built-in seat slider, tilt lock and ratchet back

Armless 522.50

### NS145 Task

Arm Standard  
black mesh

#### MANAGERS HIGH BACK

Enhanced task 07 control and ratchet back w/ seat slider

Armless 507.10



#### 01A

Fold away arm with vertical and horizontal adjustment. Standard with 10P arm pad. **143.00**



#### 18A

360 degree pivot, vertically and horizontally adjustable arm, standard with 10P arm pad. **104.50**



#### 23A

Forward angled, vertically and horizontally adjustable arm, standard with 10P arm pad. **94.05**



#### 25A

Vertical and horizontal adjustable "T" arm. Standard with 10P arm pad. **79.75**



#### 37A

4-way, multifunction, vertical and horizontal adjustment w/built in pad. Pads cannot be changed. **108.35**

## SEAT SIZE OPTIONS

165 Small Mesh Seat 20 w x 18 d	N/C
166 Medium Mesh Seat 20 w x 19-3/4 d	N/C
167 Large Mesh Seat 21-1/2 w x 20 d	Standard

## POPULAR OPTIONS

■ 70P Extra thick, soft arm pad	11.00
■ 60L Air Lumbar	90.20
■ 70L Air Thoracic	90.20
■ 68L Air Lumbar & Thoracic	143.55
■ 65HR Articulating headrest	254.10

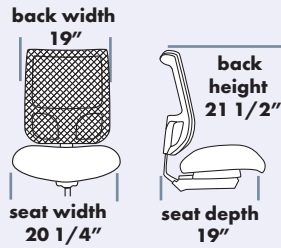
## MESH OPTIONS

Teknit Mesh Color - Back Bleach Cleanable	41.00
Teknit Mesh Color - Seat Bleach Cleanable	41.00
Standard Mesh Color - Back	28.00
Standard Mesh Color - Seat	28.00
<a href="#">CLICK HERE FOR COLOR OPTIONS</a>	
<a href="#">CLICK HERE FOR LOGO INFORMATION</a>	

# TECH 1400

## STANDARD FEATURES

- Accommodates up to 300lbs
- Meets CAL 117-2013
- Choice of Black arms & base or (CH) Polished aluminum arms & base
- 60mm dual wheeled casters
- Height adjustable, black mesh back
- Standard seat height approx. range for model pictured (floor to top of seat): 17-1/2" to 20-1/2" (with 1101 cylinder)



Model 143CH

**OPTIONS** No options or substitutions are available.

*No multi-shift or bariatric models*



143 Conference	Arm	B	C (com)	D	E (col)	F	G	L
----------------	-----	---	---------	---	---------	---	---	---

<b>MANAGERS HIGH BACK</b> Ratchet back, swivel tilt 07-control w/ 17B 28" black nylon high hub base & 09A reverse "C" arms	09A	522.50	532.40	544.50	561.55	587.95	626.45	690.80
---	-----	--------	--------	--------	--------	--------	--------	--------



143CH Conference	Arm	B	C (com)	D	E (col)	F	G	L
------------------	-----	---	---------	---	---------	---	---	---

<b>MANAGERS HIGH BACK</b> Ratchet back, swivel tilt 07-control w/ 22B polished aluminum base & 30A polished aluminum arms	30A	585.75	595.65	607.75	624.80	651.20	689.70	754.05
--	-----	--------	--------	--------	--------	--------	--------	--------



## MESH OPTIONS

Teknit Mesh Color Bleach Cleanable	41.00
Standard Mesh Color	28.00

[CLICK HERE FOR COLOR OPTIONS](#)

[CLICK HERE FOR LOGO INFORMATION](#)

# TECH 1400

## STANDARD FEATURES

- Accommodates up to 300lbs
- Meets CAL 117-2013
- 60mm dual wheeled casters
- Choice of Black arms & base or (CH) Polished aluminum arms & base
- Height adjustable, upholstered back
- Standard seat height approx. range for model pictured (floor to top of seat): 17-1/2" to 20-1/2" (with 1101 cylinder)

back width  
19"



seat width  
20 1/4"

back height  
21 1/2"




seat depth  
19"



Model 144

**OPTIONS** No options or substitutions are available.

*No multi-shift or bariatric models*



### 144 Conference

#### MANAGERSHIGHBACK

Ratchet back, swivel tilt 07-control w/ 17B 28" black nylon high hub base & 09A reverse "C" arms

Arm	B	C (com)	D	E (col)	F	G	L
09A	599.50	615.45	636.90	667.15	707.85	771.65	898.15



### 144CH Conference

Ratchet back, swivel tilt 07-control w/ 22B polished aluminum base & 30A polished aluminum arms

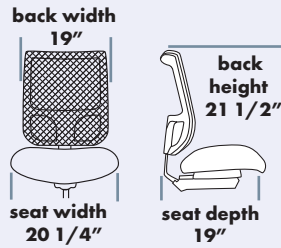
Arm	B	C (com)	D	E (col)	F	G	L
30A	662.75	678.70	700.15	730.40	771.10	834.90	961.40



# TECH 1400

## STANDARD FEATURES

- Accommodates up to 300lbs
- Meets CAL 117-2013
- 60mm dual wheeled casters
- 17B - 28" black nylon high hub base
- Height adjustable, black mesh back
- 37FR - Adjustable height foot ring
- Standard seat height approx. range for model pictured (floor to top of seat): 26-1/2" to 33-1/2" (with 200mm cylinder)



Model 14333-37200

**OPTIONS** See pages 133-134 for additional options

[CLICK HERE FOR APPROXIMATE STOOL HEIGHT GUIDELINES](#)

**NOTE:** Please specify stool kit 37200 or 37270

14333-37200	Arm	B	C (com)	D	E (col)	F	G	L
<b>MANAGERS HIGH BACK STOOL</b> Ratchet back, tri-action 33-control	Armless	546.70	556.60	568.70	585.75	612.15	650.65	715.00



**01A**  
Fold away arm with vertical and horizontal adjustment. Standard with 10P arm pad.  
**143.00**



**18A**  
360 degree pivot, vertically and horizontally adjustable arm, standard with 10P arm pad.  
**104.50**



**23A**  
Forward angled, vertically and horizontally adjustable arm, standard with 10P arm pad.  
**94.05**



**25A**  
Vertical and horizontal adjustable "T" arm. Standard with 10P arm pad.  
**79.75**



**37A**  
4-way, multifunction, vertical and horizontal adjustment w/built in pad. Pads cannot be changed.  
**108.35**

## MESH OPTIONS

- Teknit Mesh Color 41.00  
Bleach Cleanable
- Standard Mesh Color 28.00

[CLICK HERE FOR COLOR OPTIONS](#)  
[CLICK HERE FOR LOGO INFORMATION](#)

## SEAT SIZE OPTIONS

<b>420 X-Small</b> 18-1/2 w x 17 d	N/C	<b>1100 X-Small Tractor</b> 19-3/4 w x 19-3/4 d	35.75
<b>422 Small</b> 20 w x 17-3/4 d	N/C	<b>1200 Small Tractor</b> 22 w x 19-3/4 d	35.75
<b>423 Medium</b> 20-1/4 w x 19 d	Standard	<b>1300 Medium Tractor</b> 22-1/2 w x 20-1/4 d	35.75
<b>429 Large</b> 21 w x 19-1/2 d	N/C	<b>1500 Deep Tractor</b> 24-1/4 w x 19-3/4 d	99.00
<b>1900 Molded Tractor</b> 21 w x 19 d	N/C		

## STOOLS POPULAR OPTIONS

- **70P** Extra thick, soft arm pad 11.00
- **25F** RFoam (memory foam) 50.05
- **60L** Air Lumbar 90.20
- **33SS** Seat Slider 33.00
- **16B** Foot ring base w/60mm caster. Only available in 175mm or 200mm cylinder. N/C

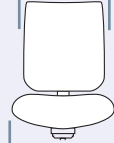


# TECH 1400

## STANDARD FEATURES

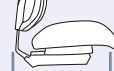
- Accommodates up to 300lbs
- Meets CAL 117-2013
- 17B - 28" black nylon high hub base
- 60mm dual wheeled casters
- Height adjustable, upholstered back
- 37FR - Adjustable height foot ring
- Standard seat height approx. range for model pictured (floor to top of seat): 28" to 35" (with 200mm cylinder)

back width  
19"



seat width  
20 1/4"

back height  
21 1/2"



seat depth  
19"



Model 14433-16B200

**OPTIONS** See pages 133-134 for additional options

[CLICK HERE FOR APPROXIMATE STOOL HEIGHT GUIDELINES](#)

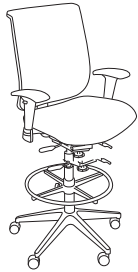
**NOTE:** Please specify stool kit 37200 or 37270

## 14433-37200

### MANAGERS HIGH BACK STOOL

Ratchet back, tri-action 33-control

	Arm	B	C (com)	D	E (col)	F	G	L
Armless	623.70	639.65	661.10	691.35	732.05	795.85	922.35	



**01A**  
Fold away arm with vertical and horizontal adjustment. Standard with 10P arm pad.  
**143.00**



**18A**  
360 degree pivot, vertically and horizontally adjustable arm, standard with 10P arm pad.  
**104.50**



**23A**  
Forward angled, vertically and horizontally adjustable arm, standard with 10P arm pad.  
**94.05**



**25A**  
Vertical and horizontal adjustable "T" arm. Standard with 10P arm pad.  
**79.75**



**37A**  
4-way, multifunction, vertical and horizontal adjustment w/built in pad. Pads cannot be changed.  
**108.35**

## SEAT SIZE OPTIONS

<b>420 X-Small</b> 18-1/2 w x 17 d	N/C	<b>1100 X-Small Tractor</b> 19-3/4 w x 19-3/4 d	<b>35.75</b>
<b>422 Small</b> 20 w x 17-3/4 d	N/C	<b>1200 Small Tractor</b> 22 w x 19-3/4 d	<b>35.75</b>
<b>423 Medium</b> 20-1/4 w x 19 d	Standard	<b>1300 Medium Tractor</b> 22-1/2 w x 20-1/4 d	<b>35.75</b>
<b>429 Large</b> 21 w x 19-1/2 d	N/C	<b>1500 Deep Tractor</b> 24-1/4 w x 19-3/4 d	<b>99.00</b>
<b>1900 Molded Tractor</b> 21 w x 19 d	N/C		

## STOOLS POPULAR OPTIONS

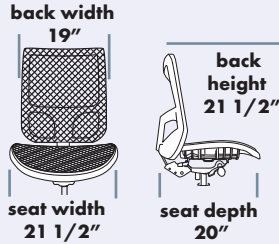
- 70P** Extra thick, soft arm pad **11.00**
- 25F** RFoAM (memory foam) **50.05**
- 60L** Air Lumbar **90.20**
- 33SS** Seat Slider **33.00**
- 16B** Foot ring base w/60mm caster. Only available in 175mm or 200mm cylinder. **N/C**



# TECH 1400

## STANDARD FEATURES

- Accommodates up to 300lbs
- Meets CAL 117-2013
- 17B - 28" black nylon high hub base
- 60mm dual wheeled casters
- Black mesh seat w/ seat slider
- Height adjustable, black mesh back
- 37FR - Adjustable height foot ring
- Standard seat height approx. range for model pictured (floor to top of seat): 28" to 35" (with 200mm cylinder)



Model 14533-37200

## OPTIONS See pages 133-134 for additional options

No multi-shift or bariatric models, mesh seat not available without seat slider

[CLICK HERE FOR APPROXIMATE STOOL HEIGHT GUIDELINES](#)



NOTE: please specify stool kit 37200 or 37270

## 14533-37200 Stool Arm Standard black mesh

MANAGERS HIGH BACKSTOOL	Arm	Standard
Ratchet back, tri-action 33-controlw/ seat slider	Armless	634.70



**01A**  
Fold away arm with vertical and horizontal adjustment. Standard with 10P arm pad.  
**143.00**



**18A**  
360 degree pivot, vertically and horizontally adjustable arm, standard with 10P arm pad.  
**104.50**



**23A**  
Forward angled, vertically and horizontally adjustable arm, standard with 10P arm pad.  
**94.05**



**25A**  
Vertical and horizontal adjustable "T" arm. Standard with 10P arm pad.  
**79.75**



**37A**  
4-way, multifunction, vertical and horizontal adjustment w/built in pad. Pads cannot be changed.  
**108.35**

## SEAT SIZE OPTIONS

<b>165 Small Mesh Seat</b> 20 w x 18 d	N/C
<b>166 Medium Mesh Seat</b> 20 w x 19-3/4 d	N/C
<b>167 Large Mesh Seat</b> 21-1/2 w x 20 d	Standard

## MESH OPTIONS

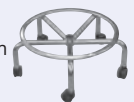
Teknit Mesh Color - Back Bleach Cleanable	41.00
Teknit Mesh Color - Seat Bleach Cleanable	41.00
Standard Mesh Color - Back	28.00
Standard Mesh Color - Seat	28.00

[CLICK HERE FOR COLOR OPTIONS](#)

[CLICK HERE FOR LOGO INFORMATION](#)

## STOOLS POPULAR OPTIONS

- **70P** Extra thick, soft arm pad **11.00**
- **60L** Air Lumbar **90.20**
- **16B** Foot ring base w/60mm caster. Only available in 175mm or 200mm cylinder. **N/C**

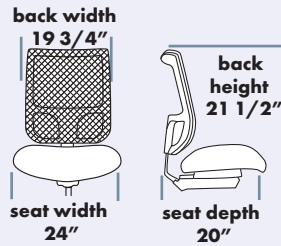




# TECH 1400

## STANDARD FEATURES

- Accommodates up to 400lbs
- Meets CAL 117-2013
- 27B - 28" black nylon reinforced base
- 911C - 70mm heavy-duty casters
- 11 Ply seat shell
- Heavy-duty back bar
- Height adjustable, black mesh back
- Standard seat height approx. range for model pictured (floor to top of seat): 19-1/4" to 22-3/4" (with 100mm cylinder)



Model BT11

## OPTIONS See pages 133-134 for additional options

Not available: 04, 08, 09, 18, 23, 24 & 37 Arms; 33 Seat Slider



### BT11 Task

**MANAGERS HIGH BACK**  
Enhanced ratchet back swivel tilter  
07-control

Arm	B	C (com)	D	E (col)	F	G	L
Armless	600.60	610.50	622.60	639.65	666.05	704.55	768.90

### BT12 Task

**MANAGERS HIGH BACK**  
Ratchet back with heavy duty, multi-function infinite tilt lock 50-control w/ longer, easy-access cylinder paddle

Arm	B	C (com)	D	E (col)	F	G	L
Armless	616.00	625.90	638.00	655.05	681.45	719.95	784.30



**01A**  
Fold away arm with vertical and horizontal adjustment. Standard with 10P arm pad.  
**143.00**



**03A**  
Loop arm with vertical and horizontal adjustment.  
**170.50**



**12A**  
Vertical and horizontal adjustable "T" arm with knob. Standard with 10P arm pad.  
**99.00**



**25A**  
Vertical and horizontal adjustable "T" arm. Standard with 10P arm pad.  
**79.75**

## MESH OPTIONS

Teknit Mesh Color  
Bleach Cleanable **41.00**

Standard Mesh Color **28.00**

[CLICK HERE FOR COLOR OPTIONS](#)

[CLICK HERE FOR LOGO INFORMATION](#)

## SEAT SIZE OPTIONS

2021 X-Small 24 w x 18 d	N/C
2022 Small 24 w x 19 d	N/C
2023 Medium 24 w x 20 d	Standard
2024 Large 24 w x 21 d	N/C

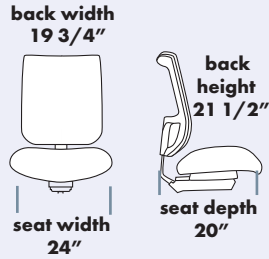
## BT POPULAR OPTIONS

- 70P Extra thick, soft arm pad **11.00**
- 25F RFoam(memory foam) **50.05**
- 60L Air Lumbar **90.20**
- 65HR Articulating headrest **254.10**
- 24/7 Upgrade for BT models **231.00**

# TECH 1400

## STANDARD FEATURES

- Accommodates up to 400lbs
- Meets CAL 117-2013
- 27B - 28" black nylon reinforced base
- 911C - 70mm heavy-duty casters
- 11 Ply seat shell
- Heavy-duty back bar
- Height adjustable, upholstered back
- Standard seat height approx. range for model pictured (floor to top of seat): 19-1/2" to 23" (with 100mm cylinder)



Model BT14

## OPTIONS See pages 133-134 for additional options

Not available: 04, 08, 09, 18, 23, 24 & 37 Arms; 33 Seat Slider



### BT13 Task

**MANAGERS HIGH BACK**  
Enhanced ratchet back swivel tilter  
07-control

Arm	B	C (com)	D	E (col)	F	G	L
Armless	677.60	693.55	715.00	745.25	785.95	849.75	976.25

### BT14 Task

**MANAGERS HIGH BACK**  
Ratchet back with heavy duty, multi-  
function infinite tilt lock 50-control w/  
longer, easy-access cylinder paddle

Arm	B	C (com)	D	E (col)	F	G	L
Armless	693.00	708.95	730.40	760.65	801.35	865.15	991.65



**01A**  
Fold away arm with vertical and horizontal adjustment. Standard with 10P arm pad.  
**143.00**



**03A**  
Loop arm with vertical and horizontal adjustment.  
**170.50**



**12A**  
Vertical and horizontal adjustable "T" arm with knob. Standard with 10P arm pad.  
**99.00**



**25A**  
Vertical and horizontal adjustable "T" arm. Standard with 10P arm pad.  
**79.75**

## SEAT SIZE OPTIONS

<b>2021 X-Small</b> 24 w x 18 d	N/C
<b>2022 Small</b> 24 w x 19 d	N/C
<b>2023 Medium</b> 24 w x 20 d	Standard
<b>2024 Large</b> 24 w x 21 d	N/C


## BT POPULAR OPTIONS

- 70P Extra thick, soft arm pad **11.00**
- 25F RFoM (memory foam) **50.05**
- 60L Air Lumbar **90.20**
- 65HR Articulating headrest **254.10**
- 24/7 Upgrade for BT models **231.00**

# TECH 9400

## STANDARD FEATURES

- Accommodates up to 350lbs
- Meets CAL 117-2013
- Welded steel frame
- Black mesh back, fully upholstered seat
- Completely assembled
- Ganging capability
- Standard seat height: 17-1/2"



Model 9431A

**OPTIONS** Available options are listed below.



### 9431NA Guest Lobby

Stacking side chair without arms, stick legs, stacks 8 high

Arm	B	C (com)	D	E (col)	F	G	L
Armless	272.25	281.60	293.70	311.30	337.70	375.65	439.45



### 9431A Guest Lobby

Stacking side chair with arms, stick legs, stacks 8 high

Arm	B	C (com)	D	E (col)	F	G	L
Arm	286.00	295.35	307.45	325.05	351.45	389.40	453.20

### 9434NA Guest Lobby

Stacking side chair without arms, with casters, stacks 4 high

Arm	B	C (com)	D	E (col)	F	G	L
Armless	288.75	298.10	310.20	327.80	354.20	392.15	455.95

### 9434A Guest Lobby

Stacking side chair with arms, with casters, stacks 4 high

Arm	B	C (com)	D	E (col)	F	G	L
Arm	302.50	311.85	323.95	341.55	367.95	405.90	469.70

### 9961 Cart

Cart 272.25

### M9961GB

Ganging Device 40.15

## GUEST LOBBY MESH OPTIONS

- Teknit Mesh Color Bleach Cleanable 28.00
- Standard Mesh Color 16.50

[CLICK HERE FOR COLOR OPTIONS](#)

[CLICK HERE FOR LOGO INFORMATION](#)

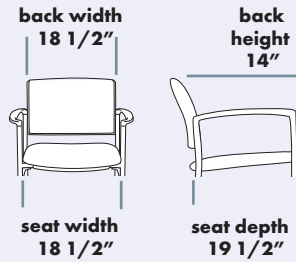
## GUEST LOBBY POPULAR OPTIONS

- 25F RFoam 50.05
- 26F Dual density foam 29.15
- 30C Hard floor casters 29.15

# TECH 9400

## STANDARD FEATURES

- Accommodates up to 350lbs
- Meets CAL 117-2013
- Welded steel frame
- Fully upholstered seat and back
- Completely assembled
- Ganging capability
- Standard seat height: 17-1/2"



Model 9441NA

**OPTIONS** Available options are listed below.



### 9441NA Guest Lobby

Stacking side chair without arms, stick legs, stacks 8 high

Arm	B	C (com)	D	E (col)	F	G	L
Armless	335.50	345.40	357.50	374.55	400.95	439.45	503.80



### 9441A Guest Lobby

Stacking side chair with arms, stick legs, stacks 8 high

Arm	B	C (com)	D	E (col)	F	G	L
Arm	349.25	359.15	371.25	388.30	414.70	453.20	517.55

### 9444NA Guest Lobby

Stacking side chair without arms, with casters, stacks 4 high

Arm	B	C (com)	D	E (col)	F	G	L
Armless	352.00	361.90	374.00	391.05	417.45	455.95	520.30

### 9444A Guest Lobby

Stacking side chair with arms, with casters, stacks 4 high

Arm	B	C (com)	D	E (col)	F	G	L
Arm	365.75	375.65	387.75	404.80	431.20	469.70	534.05

### 9961 Cart

Cart 272.25

### M9961GB

Ganging Device 40.15

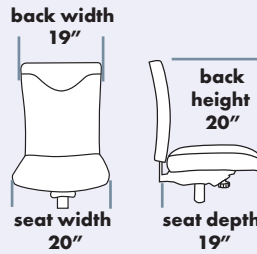
## GUEST LOBBY POPULAR OPTIONS

- 25F RFoam 50.05
- 26F Dual density foam 29.15
- 30C Hard floor casters 29.15

# TRADEMARK 2500

## STANDARD FEATURES

- Accommodates up to 300lbs
- Meets CAL 117-2013
- 17B - 28" black nylon high hub base
- 60mm dual wheeled casters
- Top stitch sewn fabric on seat and back
- 64L - Thoracic support
- Two-color upholstery available
- Standard seat height approx. range for model pictured (floor to top of seat): 18-1/2" to 21-1/2" (with 1101 cylinder)



Model 25114

**OPTIONS** See pages 133-134 for additional options



### 2515 Task

#### MEDIUM BACK

Ratchet back, multi-function 05-control w/seat slider

Arm	B	C (com)	D	E (col)	F	G	L
-----	---	---------	---	---------	---	---	---

Armless 563.75 579.70 601.15 631.40 672.10 735.90 862.40

Domestically sourced, 55-control with integrated seat slider

82.50

### 2518 Task

#### MEDIUM BACK

Ratchet back, multi-function 08-control w/built-in seat slider, knee tilt

Arm	B	C (com)	D	E (col)	F	G	L
-----	---	---------	---	---------	---	---	---

Armless 693.55 709.50 730.95 761.20 801.90 865.70 992.20

### 25114 Task

#### MEDIUM BACK

Advanced synchro tilt control w/ built-in seat slider, tilt lock and ratchet back

Arm	B	C (com)	D	E (col)	F	G	L
-----	---	---------	---	---------	---	---	---

Armless 563.75 579.70 601.15 631.40 672.10 735.90 862.40

### NS251 Task

#### MEDIUM BACK

Enhanced task 07-control and ratchet back w/seat slider

Arm	B	C (com)	D	E (col)	F	G	L
-----	---	---------	---	---------	---	---	---

Armless 548.35 564.30 585.75 616.00 656.70 720.50 847.00



**01A**  
Fold away arm with vertical and horizontal adjustment. Standard with 10P arm pad.  
**143.00**



**18A**  
360 degree pivot, vertically and horizontally adjustable arm, standard with 10P arm pad.  
**104.50**



**23A**  
Forward angled, vertically and horizontally adjustable arm, standard with 10P arm pad.  
**94.05**



**25A**  
Vertical and horizontal adjustable "T" arm. Standard with 10P arm pad.  
**79.75**



**37A**  
4-way, multifunction, vertical and horizontal adjustment w/built in pad. Pads cannot be changed.  
**108.35**

## SEAT SIZE OPTIONS

241 X-Small 18-1/2 w x 18 d	N/C	1100 X-Small Tractor 19-3/4 w x 19-3/4 d	35.75
242 Small 20 w x 18 d	N/C	1200 Small Tractor 22 w x 19-3/4 d	35.75
243 Medium 20 w x 19 d	Standard	1300 Medium Tractor 22-1/2 w x 20-1/4 d	35.75
245 Large 21-1/2 w x 20 d	N/C	1500 Deep Tractor 24-1/4 w x 19-3/4 d	99.00
1900 Molded Tractor 21 w x 19 d	N/C		

## POPULAR OPTIONS

- 70P Extra thick, soft arm pad **11.00**
- 25F Rfoam (memory foam) **50.05**
- 60L Air Lumbar **90.20**

## 24/7 UPGRADE

- 24/7 Upgrade **196.35**

#### Includes:

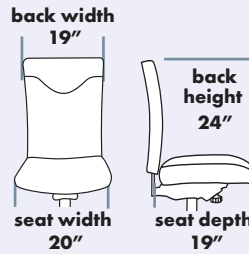
- Seat Slider
- 28" Heavy duty base
- 70mm Heavy duty casters
- 9 Ply seat shell
- Dual Density Foam

\*24/7 Upgrade option only available on 05, 14, and NS models.

# TRADEMARK 2500

## STANDARD FEATURES

- Accommodates up to 300lbs
- Meets CAL 117-2013
- 17B - 28" black nylon high hub base
- 60mm dual wheeled casters
- Top stitch sewn fabric on seat and back
- 64L - Thoracic support
- Two-color upholstery available
- Standard seat height approx. range for model pictured (floor to top of seat): 19" to 22" (with 1101 cylinder)



Model 2535

**OPTIONS** See pages 133-134 for additional options



### 2535 Task

**MANAGERS HIGH BACK**  
Ratchet back, multi-function  
05-control w/seat slider

Arm	B	C (com)	D	E (col)	F	G	L
-----	---	---------	---	---------	---	---	---

Armless	583.00	598.95	620.40	650.65	691.35	755.15	881.65
---------	--------	--------	--------	--------	--------	--------	--------

Domestically sourced, 55-control with integrated seat slider

82.50

### 2538 Task

**MANAGERS HIGH BACK**  
Ratchet back, multi-function 08-control  
w/built-in seat slider, knee tilt

Arm	B	C (com)	D	E (col)	F	G	L
-----	---	---------	---	---------	---	---	---

Armless	712.80	728.75	750.20	780.45	821.15	884.95	1011.45
---------	--------	--------	--------	--------	--------	--------	---------

### 25314 Task

**MANAGERS HIGH BACK**  
Advanced synchro tilt control w/ built-in  
seat slider, tilt lock and ratchet back

Arm	B	C (com)	D	E (col)	F	G	L
-----	---	---------	---	---------	---	---	---

Armless	583.00	598.95	620.40	650.65	691.35	755.15	881.65
---------	--------	--------	--------	--------	--------	--------	--------

### NS253 Task

**MANAGERS HIGH BACK**  
Enhanced task 07-control and  
ratchet back w/seat slider

Arm	B	C (com)	D	E (col)	F	G	L
-----	---	---------	---	---------	---	---	---

Armless	567.60	583.55	605.00	635.25	675.95	739.75	866.25
---------	--------	--------	--------	--------	--------	--------	--------

Customize this chair with your logo (option 63).  
See page 133 for details.

## SEAT SIZE OPTIONS

241 X-Small 18-1/2 w x 18 d	N/C	1100 X-Small Tractor 19-3/4 w x 19-3/4 d	35.75
242 Small 20 w x 18 d	N/C	1200 Small Tractor 22 w x 19-3/4 d	35.75
243 Medium 20 w x 19 d	Standard	1300 Medium Tractor 22-1/2 w x 20-1/4 d	35.75
245 Large 21-1/2 w x 20 d	N/C	1500 Deep Tractor 24-1/4 w x 19-3/4 d	99.00
1900 Molded Tractor 21 w x 19 d	N/C		

## POPULAR OPTIONS

70P Extra thick, soft arm pad	11.00
25F RFoAM (memory foam)	50.05
59L Comfort Cutout	55.00
60L Air Lumbar	90.20
70L Air Thoracic	90.20
68L Air Lumbar & Thoracic	143.55
65HR Articulating headrest	254.10

## 24/7 UPGRADE

24/7 Upgrade 196.35

- Includes:**  
Seat Slider  
28" Heavy duty base  
70mm Heavy duty casters  
9 Ply seat shell  
Dual Density Foam

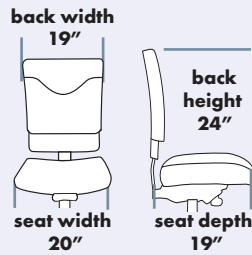
\*24/7 Upgrade option only available on 05, 14, and NS models.

# TRADEMARK 2500



## STANDARD FEATURES

- Accommodates up to 350lbs
- 24/7 rated
- Meets CAL 117-2013
- 27B - 28" black nylon reinforced base
- 911C - 70mm heavy-duty casters
- 9 Ply tapered seat shell
- 26F - Dual Density seat foam
- Seat boxing and back seat panel, out-back and bottom in-back cutout in black AIM 1200D ballistic polyester
- 58BD - beading (protective edge guard on back)
- 64L - Thoracic ridge
- Standard seat height approx. range for model pictured (floor to top of seat): 21" to 24-1/2" (with 100mm cylinder)



Model MP254-50

**OPTIONS** See pages 133-134 for additional options

MP254-50CONT Task	Arm	B	C (com)	D	E (col)	F	G	L
<b>MANAGERS HIGH BACK</b> Ratchet back, multi-function 50-control w/seat slider	Armless	816.75	832.70	854.15	884.40	925.10	988.90	1115.40

M2544-14CONT Task	Arm	B	C (com)	D	E (col)	F	G	L
<b>MANAGERS HIGH BACK</b> Advanced synchro tilt control w/ built-in seat slider, tilt lock and ratchet back	Armless	816.75	832.70	854.15	884.40	925.10	988.90	1115.40

M254N-NS CONT Task	Arm	B	C (com)	D	E (col)	F	G	L
<b>MANAGERS HIGH BACK</b> Enhanced task 07-control and ratchet back w/seat slider	Armless	801.35	817.30	838.75	869.00	909.70	973.50	1100.00



**01A**  
Fold away arm with vertical and horizontal adjustment. Standard with 10P arm pad.  
**143.00**



**18A**  
360 degree pivot, vertically and horizontally adjustable arm, standard with 10P arm pad.  
**104.50**



**23A**  
Forward angled, vertically and horizontally adjustable arm, standard with 10P arm pad.  
**94.05**



**25A**  
Vertical and horizontal adjustable "T" arm. Standard with 10P arm pad.  
**79.75**



**37A**  
4-way, multifunction, vertical and horizontal adjustment w/built in pad. Pads cannot be changed.  
**108.35**

Customize this chair with your logo (option 63).  
See page 133 for details.

**Please note:** Cross Check, Foundation, and Symphony classic will be warranted for 3 years on 24/7 chairs. All other fabrics are not covered under warranty. To ensure the greatest protection for these chairs, we strongly recommend selecting one of the fabrics with over 250,000 double rubs.

SEAT SIZE OPTIONS		POPULAR OPTIONS		MP/BT UPGRADE SEAT SIZE OPTIONS	
252 Small 20 w x 18 d	N/C	70P Extra thick, soft arm pad	11.00	2062 Small 24 w x 20 d	171.00
253 Medium 20 w x 19 d	Standard	25F RFoAM (memory foam)	50.05	2063 Medium 24 w x 21 d	171.00
255 Large 21-1/2 w x 20 d	N/C	60L Air Lumbar	90.20	2064 Large 24 w x 22 d	171.00
		70L Air Thoracic	90.20		
		68L Air Lumbar & Thoracic	143.55		
		65HR Articulating headrest	254.10		

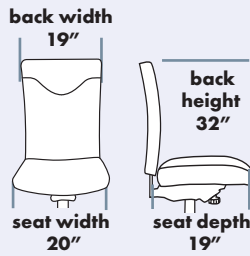
**\*\* 400 lbs. rated \*\***

*\*400 lbs. rated seats only available on 50-control or NS models  
\*no seat slider*

# TRADEMARK 2500

## STANDARD FEATURES

- Accommodates up to 300lbs
- Meets CAL 117-2013
- 17B - 28" black nylon high hub base
- 60mm dual wheeled casters
- Top stitch sewn fabric on seat and back
- 64L - Thoracic support
- Two-color upholstery available
- Standard seat height approx. range for model pictured (floor to top of seat): 18-1/2" to 21-1/2" (with 1101 cylinder)



Model 25914

**OPTIONS** See pages 133-134 for additional options



### 2595 Task

**EXECUTIVE HIGH BACK w/ pillow**  
Ratchet back, multi-function 05-control w/ seat slider

Arm	B	C (com)	D	E (col)	F	G	L
-----	---	---------	---	---------	---	---	---

Armless 759.00 778.80 804.65 847.00 902.00 985.60 1130.80

### 2598 Task

**EXECUTIVE HIGH BACK w/ pillow**  
Ratchet back, multi-function 08-control w/ built-in seat slider, knee tilt

Arm	B	C (com)	D	E (col)	F	G	L
-----	---	---------	---	---------	---	---	---

Armless 888.80 908.60 934.45 976.80 1031.80 1115.40 1260.60

### 25914 Task

**EXECUTIVE HIGH BACK w/ pillow**  
Advanced synchro tilt control w/ built-in seat slider, tilt lock and ratchet back

Arm	B	C (com)	D	E (col)	F	G	L
-----	---	---------	---	---------	---	---	---

Armless 759.00 778.80 804.65 847.00 902.00 985.60 1130.80



**01A**  
Fold away arm with vertical and horizontal adjustment. Standard with 10P arm pad.  
**143.00**



**18A**  
360 degree pivot, vertically and horizontally adjustable arm, standard with 10P arm pad.  
**104.50**



**23A**  
Forward angled, vertically and horizontally adjustable arm, standard with 10P arm pad.  
**94.05**



**25A**  
Vertical and horizontal adjustable "T" arm. Standard with 10P arm pad.  
**79.75**



**37A**  
4-way, multifunction, vertical and horizontal adjustment w/ built in pad. Pads cannot be changed.  
**108.35**

Customize this chair with your logo (option 63).  
See page 133 for details.

## SEAT SIZE OPTIONS

<b>241 X-Small</b> 18-1/2 w x 18 d	N/C
<b>242 Small</b> 20 w x 18 d	N/C
<b>243 Medium</b> 20 w x 19 d	Standard
<b>245 Large</b> 21-1/2 w x 20 d	N/C
<b>1900 Molded Tractor</b> 21 w x 19 d	N/C

<b>1100 X-Small Tractor</b> 19-3/4 w x 19-3/4 d	35.75
<b>1200 Small Tractor</b> 22 w x 19-3/4 d	35.75
<b>1300 Medium Tractor</b> 22-1/2 w x 20-1/4 d	35.75
<b>1500 Deep Tractor</b> 24-1/4 w x 19-3/4 d	99.00

## POPULAR OPTIONS

■ <b>70P</b> Extra thick, soft arm pad	11.00
■ <b>25F</b> RFoam (memory foam)	50.05
■ <b>59L</b> Comfort Cutout	55.00
■ <b>60L</b> Air Lumbar	90.20
■ <b>70L</b> Air Thoracic	90.20
■ <b>68L</b> Air Lumbar & Thoracic	143.55

## 24/7 UPGRADE

- **24/7 Upgrade 196.35**  
**Includes:**  
Seat Slider  
28" Heavy duty base  
70mm Heavy duty casters  
9 Ply seat shell  
Dual Density Foam
- \*24/7 Upgrade option only available on 05, 14, and NS models.*

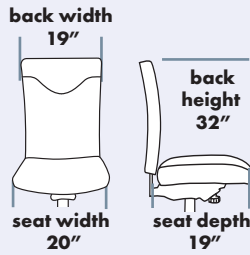


# TRADEMARK 2500



## STANDARD FEATURES

- Accommodates up to 350lbs
- 24/7 rated
- Meets CAL 117-2013
- 27B - 28" black nylon reinforced base
- 911C - 70mm heavy-duty casters
- 9 Ply tapered seat shell
- 26F - Dual Density seat foam
- Seat boxing and back seat panel, out-back and bottom in-back cutout in black AIM 1200D ballistic polyester
- 58BD - beading (protective edge guard on back)
- 64L - Thoracic ridge
- Standard seat height approx. range for model pictured (floor to top of seat): 21" to 24-1/2" (with 100mm cylinder)



Model MP258-50

**OPTIONS** See pages 133-134 for additional options



MP258-50CONT Task	Arm	B	C (com)	D	E (col)	F	G	L
<b>MANAGERS HIGH BACK</b> Ratchet back, multi-function 50-control w/seat slider	Armless	1045.00	1064.80	1090.65	1133.00	1188.00	1271.60	1416.80

M2584-14CONT Task	Arm	B	C (com)	D	E (col)	F	G	L
<b>MANAGERS HIGH BACK</b> Advanced synchro tilt control w/ built-in seat slider, tilt lock and ratchet back	Armless	1045.00	1064.80	1090.65	1133.00	1188.00	1271.60	1416.80

M258N-NS CONT Task	Arm	B	C (com)	D	E (col)	F	G	L
<b>MANAGERS HIGH BACK</b> Enhanced task 07-control and ratchet back w/seat slider	Armless	1029.60	1049.40	1075.25	1117.60	1172.60	1256.20	1401.40



**01A**  
Fold away arm with vertical and horizontal adjustment. Standard with 10P arm pad.  
**143.00**



**18A**  
360 degree pivot, vertically and horizontally adjustable arm, standard with 10P arm pad.  
**104.50**



**23A**  
Forward angled, vertically and horizontally adjustable arm, standard with 10P arm pad.  
**94.05**



**25A**  
Vertical and horizontal adjustable "T" arm. Standard with 10P arm pad.  
**79.75**



**37A**  
4-way, multifunction, vertical and horizontal adjustment w/built in pad. Pads cannot be changed.  
**108.35**

Customize this chair with your logo (option 63).  
See page 133 for details.

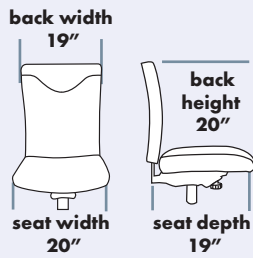
**Please note:** Cross Check, Foundation, and Symphony classic will be warranted for 3 years on 24/7 chairs. All other fabrics are not covered under warranty. To ensure the greatest protection for these chairs, we strongly recommend selecting one of the fabrics with over 250,000 double rubs.

SEAT SIZE OPTIONS			POPULAR OPTIONS	
252 Small 20 w x 18 d		N/C	70P Extra thick, soft arm pad	11.00
253 Medium 20 w x 19 d		Standard	25F RFoam (memory foam)	50.05
255 Large 21-1/2 w x 20 d		N/C	60L Air Lumbar	90.20
			70L Air Thoracic	90.20
			68L Air Lumbar & Thoracic	143.55

# TRADEMARK 2500

## STANDARD FEATURES

- Accommodates up to 300lbs
- Meets CAL 117-2013
- Choice of Black arms & base or (CH) Polished aluminum arms & base
- 60mm dual wheeled casters
- Top stitch sewn fabric on seat and back
- 64L - Thoracic ridge
- Two-color upholstery available
- Standard seat height approx. range for model pictured (floor to top of seat): 17-1/2" to 20-1/2" (with 100mm cylinder)



Model 251CH

**OPTIONS** No options or substitutions are available.



### 251 Conference

#### MEDIUM BACK

Swivel tilt 07-control w/ 17B 28" black nylon high hub base & 09A reverse "C" arms

Arm	B	C (com)	D	E (col)	F	G	L
09A	563.75	579.70	601.15	631.40	672.10	735.90	862.40



### 251CH Conference

#### MEDIUM BACK

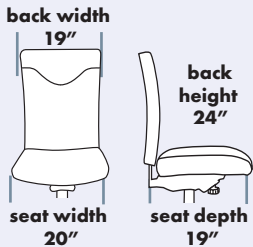
Ratchet back, swivel tilt 07-control w/ 22B polished aluminum base & 30A polished aluminum armsbase

Arm	B	C (com)	D	E (col)	F	G	L
30A	627.00	642.95	664.40	694.65	735.35	799.15	925.65



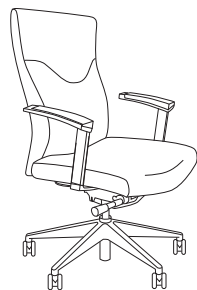
## STANDARD FEATURES

- Accommodates up to 300lbs
- Meets CAL 117-2013
- Choice of Black arms & base or (CH) Polished aluminum arms & base
- 60mm dual wheeled casters
- Top stitch sewn fabric on seat and back
- 64L - Thoracic ridge
- Two-color upholstery available
- Standard seat height approx. range for model pictured (floor to top of seat): 17-1/2" to 20-1/2" (with 100mm cylinder)



Model 253CH

**OPTIONS** No options or substitutions are available.



### 253 Conference

Swivel tilt 07-control w/ 17B 28" black nylon high hub base & 09A reverse "C" arms

Arm	B	C (com)	D	E (col)	F	G	L
09A	583.00	598.95	620.40	650.65	691.35	755.15	881.65



### 253CH Conference

**MANAGERS HIGH BACK**  
Ratchet back, swivel tilt 07-control w/ 22B polished aluminum base & 30A polished aluminum arms

Arm	B	C (com)	D	E (col)	F	G	L
30A	646.25	662.20	683.65	713.90	754.60	818.40	944.90

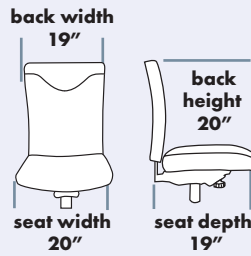


Customize this chair with your logo (option 63).  
See page 133 for details.

# TRADEMARK 2500

## STANDARD FEATURES

- Accommodates up to 300lbs
- Meets CAL 117-2013
- 17B - 28" black nylon high hub base
- 60mm dual wheeled casters
- Top stitch sewn fabric on seat and back
- 64L - Thoracic support
- Two-color upholstery available
- 37FR - Adjustable height foot ring
- Standard seat height approx. range for model pictured (floor to top of seat): 28-1/2" to 35-1/2" (with 200mm cylinder)



Model 25133-16B200

**OPTIONS** See pages 133-134 for additional options

[CLICK HERE FOR APPROXIMATE STOOL HEIGHT GUIDELINES](#)

Note: please specify stool kit 37200 or 37270



## 25133-37200 Stool

**MEDIUM BACK**  
Ratchet back, tri-action 33-control

Arm	B	C (com)	D	E (col)	F	G	L
Armless	642.95	658.90	680.35	710.60	751.30	815.10	941.60



**01A**  
Fold away arm with vertical and horizontal adjustment. Standard with 10P arm pad.  
**143.00**



**18A**  
360 degree pivot, vertically and horizontally adjustable arm, standard with 10P arm pad.  
**104.50**



**23A**  
Forward angled, vertically and horizontally adjustable arm, standard with 10P arm pad.  
**94.05**



**25A**  
Vertical and horizontal adjustable "T" arm. Standard with 10P arm pad.  
**79.75**



**37A**  
4-way, multifunction, vertical and horizontal adjustment w/built in pad. Pads cannot be changed.  
**108.35**

## SEAT SIZE OPTIONS

<b>241 X-Small</b> 18-1/2 w x 18 d	N/C	<b>1100 X-Small Tractor</b> 19-3/4 w x 19-3/4 d	<b>35.75</b>
<b>242 Small</b> 20 w x 18 d	N/C	<b>1200 Small Tractor</b> 22 w x 19-3/4 d	<b>35.75</b>
<b>243 Medium</b> 20 w x 19 d	Standard	<b>1300 Medium Tractor</b> 22-1/2 w x 20-1/4 d	<b>35.75</b>
<b>245 Large</b> 21-1/2 w x 20 d	N/C	<b>1500 Deep Tractor</b> 24-1/4 w x 19-3/4 d	<b>99.00</b>
<b>1900 Molded Tractor</b> 21 w x 19 d	N/C		

## STOOLS POPULAR OPTIONS

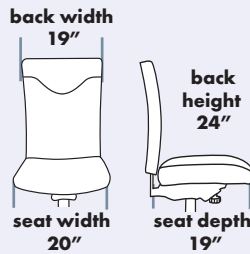
- 70P** Extra thick, soft arm pad **11.00**
- 25F** RFoam (memory foam) **50.05**
- 60L** Air lumbar **90.20**
- 33SS** Seat slider **33.00**
- 16B** Foot ring base w/60mm caster. Only available in 175mm or 200mm cylinder. **N/C**



# TRADEMARK 2500

## STANDARD FEATURES

- Accommodates up to 300lbs
- Meets CAL 117-2013
- 17B - 28" black nylon high hub base
- 60mm dual wheeled casters
- Top stitch sewn fabric on seat and back
- 64L - Thoracic support
- Two-color upholstery available
- 37FR - Adjustable height foot ring
- Standard seat height approx. range for model pictured (floor to top of seat): 28-1/2" to 35-1/2" (with 200mm cylinder)



Model 25333-16B200

**OPTIONS** See pages 133-134 for additional options

*CLICK HERE FOR APPROXIMATE STOOL HEIGHT GUIDELINES*



Note: please specify stool kit 37200 or 37270

### 25333-37200 Stool

**MANAGERS HIGH BACK**  
Ratchet back, tri-action 33-control

Arm	B	C (com)	D	E (col)	F	G	L
Armless	662.20	678.15	699.60	729.85	770.55	834.35	960.85



**01A**  
Fold away arm with vertical and horizontal adjustment. Standard with 10P arm pad.  
**143.00**



**18A**  
360 degree pivot, vertically and horizontally adjustable arm, standard with 10P arm pad.  
**104.50**



**23A**  
Forward angled, vertically and horizontally adjustable arm, standard with 10P arm pad.  
**94.05**



**25A**  
Vertical and horizontal adjustable "T" arm. Standard with 10P arm pad.  
**79.75**



**37A**  
4-way, multifunction, vertical and horizontal adjustment w/built in pad. Pads cannot be changed.  
**108.35**

Customize this chair with your logo (option 63).  
See page 133 for details.

## SEAT SIZE OPTIONS

<b>241 X-Small</b> 18-1/2 w x 18 d	N/C	<b>1100 X-Small Tractor</b> 19-3/4 w x 19-3/4 d	<b>35.75</b>
<b>242 Small</b> 20 w x 18 d	N/C	<b>1200 Small Tractor</b> 22 w x 19-3/4 d	<b>35.75</b>
<b>243 Medium</b> 20 w x 19 d	Standard	<b>1300 Medium Tractor</b> 22-1/2 w x 20-1/4 d	<b>35.75</b>
<b>245 Large</b> 21-1/2 w x 20 d	N/C	<b>1500 Deep Tractor</b> 24-1/4 w x 19-3/4 d	<b>99.00</b>
<b>1900 Molded Tractor</b> 21 w x 19 d	N/C		

## STOOLS POPULAR OPTIONS

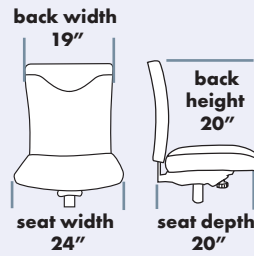
- 70P** Extra thick, soft arm pad **11.00**
- 25F** RFoam (memory foam) **50.05**
- 59L** Comfort cutout **55.00**
- 60L** Air lumbar **90.20**
- 33SS** Seat slider **33.00**
- 16B** Foot ring base w/60mm caster. Only available in 175mm or 200mm cylinder. **N/C**



# TRADEMARK 2500

## STANDARD FEATURES

- Accommodates up to 400lbs
- Meets CAL 117-2013
- 27B - 28" black nylon reinforced base
- 911C - 70mm heavy duty casters
- 11 Ply seat shell
- 64L - Thoracic support & 14BB - Extended back bar
- Top stitch sewn fabric on seat & back
- Two-color upholstery available
- Standard seat height approx. range for model pictured (floor to top of seat): 19-1/2" to 23" (with 100mm cylinder)



Model BT26

## OPTIONS See pages 133-134 for additional options

Not available: 04, 08, 09, 18, 23, 24 & 37 Arms; 33 Seat Slider



### BT25 Task

#### MEDIUM BACK

Ratchet back swivel tilter 07-control

Arm	B	C (com)	D	E (col)	F	G	L
Armless	696.85	712.80	734.25	764.50	805.20	869.00	995.50

### BT26 Task

#### MEDIUM BACK

Ratchet back with heavy duty, multi-function infinite tilt lock 50-control w/ longer, easy-access cylinder paddle

Arm	B	C (com)	D	E (col)	F	G	L
Armless	712.25	728.20	749.65	779.90	820.60	884.40	1010.90



#### 01A

Fold away arm with vertical and horizontal adjustment. Standard with 10P arm pad.

143.00



#### 03A

Loop arm with vertical and horizontal adjustment.

170.50



#### 12A

Vertical and horizontal adjustable "T" arm with knob. Standard with 10P arm pad.

99.00



#### 25A

Vertical and horizontal adjustable "T" arm. Standard with 10P arm pad.

79.75

## SEAT SIZE OPTIONS

2011 X-Small 24 w x 18 d	N/C
2012 Small 24 w x 19 d	N/C
2013 Medium 24 w x 20 d	Standard
2014 Large 24 w x 21 d	N/C

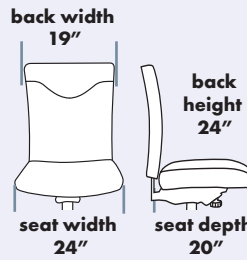
## BT POPULAR OPTIONS

- 70P Extra thick, soft arm pad 11.00
- 25F Rfoam (memory foam) 50.05
- 60L Air lumbar 90.20
- 65HR Articulating headrest 254.10
- 24/7 Upgrade for BT models 231.00

# TRADEMARK 2500

## STANDARD FEATURES

- Accommodates up to 400lbs
- Meets CAL 117-2013
- 27B - 28" black nylon reinforced base
- 911C - 70mm heavy duty casters
- Top stitch sewn fabric on seat & back
- 11 Ply seat shell
- 64L - Thoracic support & 14BB - Extended back bar
- Two-color upholstery available
- Standard seat height approx. range for model pictured (floor to top of seat): 19-1/2" to 23" (with 100mm cylinder)



Model BT28

## OPTIONS See pages 133-134 for additional options

Not available: 04, 08, 09, 18, 23, 24 & 37 Arms; 33 Seat Slider



BT27 Task	Arm	B	C (com)	D	E (col)	F	G	L
<b>MANAGERS HIGH BACK</b> Ratchet back swivel tilter 07-control	Armless	716.10	732.05	753.50	783.75	824.45	888.25	1014.75
BT28 Task	Arm	B	C (com)	D	E (col)	F	G	L
<b>MANAGERS HIGH BACK</b> Ratchet back with heavy duty, multi-function infinite tilt lock 50-control w/ longer, easy-access cylinder paddle	Armless	731.50	747.45	768.90	799.15	839.85	903.65	1030.15



**01A**  
Fold away arm with vertical and horizontal adjustment. Standard with 10P arm pad.  
**143.00**



**03A**  
Loop arm with vertical and horizontal adjustment.  
**170.50**



**12A**  
Vertical and horizontal adjustable "T" arm with knob. Standard with 10P arm pad.  
**99.00**



**25A**  
Vertical and horizontal adjustable "T" arm. Standard with 10P arm pad.  
**79.75**

Customize this chair with your logo (option 63).  
See page 133 for details.

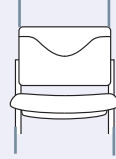
SEAT SIZE OPTIONS			BT POPULAR OPTIONS	
2011 X-Small 24 w x 18 d		N/C	70P Extra thick, soft arm pad	11.00
2012 Small 24 w x 19 d		N/C	25F Rfoam (memory foam)	50.05
2013 Medium 24 w x 20 d		Standard	59L Comfort Cutout	55.00
2014 Large 24 w x 21 d		N/C	60L Air lumbar	90.20
			65HR Articulating headrest	254.10
			24/7 Upgrade for BT models	231.00

# TRADEMARK 2500

## STANDARD FEATURES

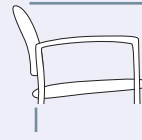
- Accommodates up to 350lbs
- Meets CAL 117-2013
- Welded steel frame
- Fully upholstered seat and back
- Completely assembled
- Ganging capability
- Standard seat height: 17-1/2"

back width  
18 1/2"



seat width  
18 1/2"

back height  
14"

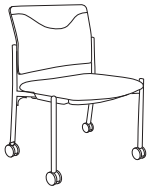


seat depth  
19 1/2"



Model 9251A

**OPTIONS** Available options are listed below.



### 9251NA Guest Lobby

Stacking side chair without arms, stick legs; stacks 8 high

Arm	B	C (com)	D	E (col)	F	G	L
Armless	302.50	312.40	324.50	341.55	367.95	406.45	470.80

### 9251A Guest Lobby

Stacking side chair with arms, stick legs; stacks 8 high

Arm	B	C (com)	D	E (col)	F	G	L
Arm	316.25	326.15	338.25	355.30	381.70	420.20	484.55

### 9254NA Guest Lobby

Stacking side chair without arms, casters; stacks 4 high

Arm	B	C (com)	D	E (col)	F	G	L
Armless	319.00	328.90	341.00	358.05	384.45	422.95	487.30

### 9254A Guest Lobby

Stacking side chair with arms, casters; stacks 4 high

Arm	B	C (com)	D	E (col)	F	G	L
Arm	332.75	342.65	354.75	371.80	398.20	436.70	501.05

### 9961 Cart

Cart 272.25

### M9961GB

Ganging Device 40.15

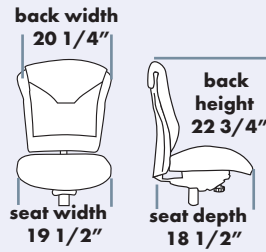
## GUEST LOBBY POPULAR OPTIONS

- 25F RFoam 50.05
- 26F Dual density foam 29.15
- 30C Hard floor casters 29.15

# TUXEDO 4500

## STANDARD FEATURES

- Accommodates up to 300lbs
- Meets CAL 117-2013
- 13B - 28" black nylon base
- 55mm dual wheeled, hooded casters
- Dual density seat foam
- Black air knit fabric outback
- Two-color upholstery available
- Standard seat height approx. range for model pictured (floor to top of seat): 18-3/4" to 22" (with 100mm cylinder)



Model 45114

**OPTIONS** See pages 133-134 for additional options



### 4515 Task

#### MEDIUM BACK

Ratchet back, multi-function 05-control w/seat slider

Arm	B	C (com)	D	E (col)	F	G	L
Armless	739.75	755.70	777.15	807.40	848.10	911.90	1038.40

### 4518 Task

#### MEDIUM BACK

Ratchet back, multi-function 08-control w/built-in seat slider, knee tilt

Arm	B	C (com)	D	E (col)	F	G	L
Armless	869.55	885.50	906.95	937.20	977.90	1041.70	1168.20

### 45114 Task

#### MEDIUM BACK

Advanced synchro tilt control w/ built-in seat slider, tilt lock and ratchet back

Arm	B	C (com)	D	E (col)	F	G	L
Armless	739.75	755.70	777.15	807.40	848.10	911.90	1038.40

### 45115 Conference

#### MEDIUM BACK

Mid-pivot swivel tilt 15-control w/tilt lock dual action lever and reverse C-arm

Arm	B	C (com)	D	E (col)	F	G	L
09A	818.95	834.90	856.35	886.60	927.30	991.10	1117.60

### NS451 Task

#### MEDIUM BACK

Enhanced task 07-control and ratchet back w/seat slider

Arm	B	C (com)	D	E (col)	F	G	L
Armless	724.35	740.30	761.75	792.00	832.70	896.50	1023.00



**01A**  
Fold away arm with vertical and horizontal adjustment. Standard with 10P arm pad.  
**143.00**



**18A**  
360 degree pivot, vertically and horizontally adjustable arm, standard with 10P arm pad.  
**104.50**



**23A**  
Forward angled, vertically and horizontally adjustable arm, standard with 10P arm pad.  
**94.05**



**25A**  
Vertical and horizontal adjustable "T" arm. Standard with 10P arm pad.  
**79.75**



**37A**  
4-way, multifunction, vertical and horizontal adjustment w/built in pad. Pads cannot be changed.  
**108.35**

Customize this chair with your logo (option 63).  
See page 133 for details.

## SEAT SIZE OPTIONS

Model	Dimensions	Standard	Price
451 Small	19-1/2 w x 18-1/2 d	Standard	35.75
453 Medium	21 w x 20 d	N/C	35.75
459 Large	22 w x 21-1/2 d	N/C	35.75
1900 Molded Tractor	21 w x 19 d	N/C	99.00
1100 X-Small Tractor	19-3/4 w x 19-3/4 d		35.75
1200 Small Tractor	22 w x 19-3/4 d		35.75
1300 Medium Tractor	22-1/2 w x 20-1/4 d		35.75
1500 Deep Tractor	24-1/4 w x 19-3/4 d		99.00

## POPULAR OPTIONS

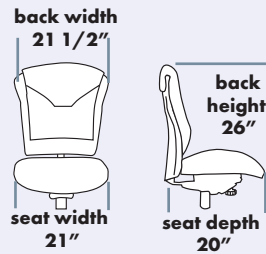
- 70P Extra thick, soft arm pad **11.00**
- 25F Rfoam (memory foam) **50.05**
- 60L Air Lumbar **90.20**



# TUXEDO 4500

## STANDARD FEATURES

- Accommodates up to 300lbs
- Meets CAL 117-2013
- 13B - 28" black nylon base
- 55mm dual wheeled, hooded casters
- Dual density seat foam
- Black air knit fabric outback
- Two-color upholstery available Standard
- seat height approx. range for model pictured (floor to top of seat): 19-1/4" to 22-3/4" (with 100mm cylinder)



Model 4535

**OPTIONS** See pages 133-134 for additional options



4535 Task	Arm	B	C (com)	D	E (col)	F	G	L
<b>MANAGERS HIGH BACK</b> Ratchet back, multi-function 05-control w/seat slider	Armless	767.25	783.20	804.65	834.90	875.60	939.40	1065.90

4538 Task	Arm	B	C (com)	D	E (col)	F	G	L
<b>MANAGERS HIGH BACK</b> Ratchet back, multi-function 08-control w/built-inseat slider, knee tilt	Armless	897.05	913.00	934.45	964.70	1005.40	1069.20	1195.70

45314 Task	Arm	B	C (com)	D	E (col)	F	G	L
<b>MANAGERS HIGH BACK</b> Advanced synchro tilt control w/ built-in seat slider, tilt lock and ratchet back	Armless	767.25	783.20	804.65	834.90	875.60	939.40	1065.90

45315 Conference	Arm	B	C (com)	D	E (col)	F	G	L
<b>MANAGERS HIGH BACK</b> Mid-pivot swivel tilt 15-control w/tilt lock dual action lever and reverse C-arm	09A	846.45	862.40	883.85	914.10	954.80	1018.60	1145.10

NS453 Task	Arm	B	C (com)	D	E (col)	F	G	L
<b>MANAGERS HIGH BACK</b> Enhanced task 07-control andratchet back w/seat slider	Armless	751.85	767.80	789.25	819.50	860.20	924.00	1050.50



**01A**  
Fold away arm with vertical and horizontal adjustment. Standard with 10P arm pad. **143.00**



**18A**  
360 degree pivot, vertically and horizontally adjustable arm, standard with 10P arm pad. **104.50**



**23A**  
Forward angled, vertically and horizontally adjustable arm, standard with 10P arm pad. **94.05**



**25A**  
Vertical and horizontal adjustable "T" arm. Standard with 10P arm pad. **79.75**



**37A**  
4-way, multifunction, vertical and horizontal adjustment w/built in pad. Pads cannot be changed. **108.35**

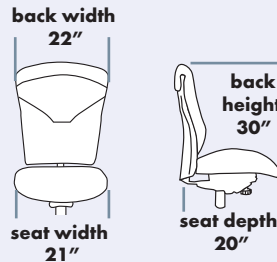
Customize this chair with your logo (option 63).  
See page 133 for details.

SEAT SIZE OPTIONS					POPULAR OPTIONS	
<b>451 Small</b> 19-1/2 w x 18-1/2 d	N/C	<b>1100 X-Small Tractor</b> 19-3/4 w x 19-3/4 d	<b>35.75</b>		■ <b>70P</b> Extra thick, soft arm pad	<b>11.00</b>
<b>453 Medium</b> 21 w x 20 d	<b>Standard</b>	<b>1200 Small Tractor</b> 22 w x 19-3/4 d	<b>35.75</b>		■ <b>25F</b> Rfoam (memory foam)	<b>50.05</b>
<b>459 Large</b> 22 w x 21-1/2 d	N/C	<b>1300 Medium Tractor</b> 22-1/2 w x 20-1/4 d	<b>35.75</b>		■ <b>60L</b> Air Lumbar	<b>90.20</b>
<b>1900 Molded Tractor</b> 21 w x 19 d	N/C	<b>1500 Deep Tractor</b> 24-1/4 w x 19-3/4 d	<b>99.00</b>			

# TUXEDO 4500

## STANDARD FEATURES

- Accommodates up to 300lbs
- Meets CAL 117-2013
- 13B - 28" black nylon base
- 55mm dual wheeled, hooded casters
- Dual density seat foam
- Black air knit fabric outback
- Two-color upholstery available
- Standard seat height approx. range for model pictured (floor to top of seat): 18-3/4" to 22" (with 100mm cylinder)



Model 45814

## OPTIONS See pages 133-134 for additional options

No 65 headrest option



### 4585 Task

#### EXECUTIVE HIGH BACK

Ratchet back, multi-function 05-control w/seat slider

Arm	B	C (com)	D	E (col)	F	G	L
-----	---	---------	---	---------	---	---	---

Armless 893.75 913.55 939.40 981.75 1036.75 1120.35 1265.55

### 4588 Task

#### EXECUTIVE HIGH BACK

Ratchet back, multi-function 08-control w/built-in seat slider, knee tilt

Arm	B	C (com)	D	E (col)	F	G	L
-----	---	---------	---	---------	---	---	---

Armless 1023.55 1043.35 1069.20 1111.55 1166.55 1250.15 1395.35

### 45814 Task

#### EXECUTIVE HIGH BACK

Advanced synchro tilt control w/ built-in seat slider, tilt lock and ratchet back

Arm	B	C (com)	D	E (col)	F	G	L
-----	---	---------	---	---------	---	---	---

Armless 893.75 913.55 939.40 981.75 1036.75 1120.35 1265.55

### NS458 Task

#### EXECUTIVE HIGH BACK

Enhanced task 07-control and ratchet back w/seat slider

Arm	B	C (com)	D	E (col)	F	G	L
-----	---	---------	---	---------	---	---	---

Armless 878.35 898.15 924.00 966.35 1021.35 1104.95 1250.15



**01A**  
Fold away arm with vertical and horizontal adjustment. Standard with 10P arm pad.  
**143.00**



**18A**  
360 degree pivot, vertically and horizontally adjustable arm, standard with 10P arm pad.  
**104.50**



**23A**  
Forward angled, vertically and horizontally adjustable arm, standard with 10P arm pad.  
**94.05**



**25A**  
Vertical and horizontal adjustable "T" arm. Standard with 10P arm pad.  
**79.75**



**37A**  
4-way, multifunction, vertical and horizontal adjustment w/built in pad. Pads cannot be changed.  
**108.35**

Customize this chair with your logo (option 63).  
See page 133 for details.

## SEAT SIZE OPTIONS

<b>451 Small</b> 19-1/2 w x 18-1/2 d	N/C	<b>1100 X-Small Tractor</b> 19-3/4 w x 19-3/4 d	<b>35.75</b>
<b>453 Medium</b> 21 w x 20 d	Standard	<b>1200 Small Tractor</b> 22 w x 19-3/4 d	<b>35.75</b>
<b>459 Large</b> 22 w x 21-1/2 d	N/C	<b>1300 Medium Tractor</b> 22-1/2 w x 20-1/4 d	<b>35.75</b>
<b>1900 Molded Tractor</b> 21 w x 19 d	N/C	<b>1500 Deep Tractor</b> 24-1/4 w x 19-3/4 d	<b>99.00</b>

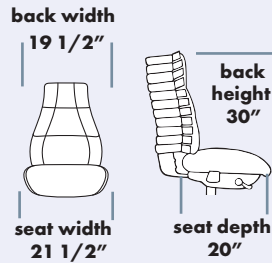
## POPULAR OPTIONS

- **70P** Extra thick, soft arm pad **11.00**
- **25F** RFoam (memory foam) **50.05**
- **60L** Air Lumbar **90.20**

# VERTE 2200

## STANDARD FEATURES

- Accommodates up to 300lbs
- Meets CAL 117-2013
- Dual density seat foam
- 11 torsion spring loaded joints take an exact spine impression which can be locked in place
- Upholstered outback with black air knit fabric
- Black leather standard
- Standard seat height approx. range for model pictured (floor to top of seat): 19-1/4" to 22-3/4" (with 100mm cylinder)



Model 22305

**OPTIONS** No options or substitutions are available.



22205 Task Silver	Arm	Standard black leather	B	C (com)	D	E (col)	F	G	L
-------------------	-----	------------------------	---	---------	---	---------	---	---	---

<b>VERTE TASK</b>									
Multi-function 05-control, seat slider and silver base/ribs	24A	1933.25	1933.25	1947.00	1961.30	1997.60	2054.25	2110.90	2305.60

22214 Task Silver	Arm	Standard black leather	B	C (com)	D	E (col)	F	G	L
-------------------	-----	------------------------	---	---------	---	---------	---	---	---

<b>VERTE TASK</b>									
Advanced synchro tilt 14-control w/built-in seat slider, tilt lock and silver base/ribs	24A	1933.25	1933.25	1947.00	1961.30	1997.60	2054.25	2110.90	2305.60

22305 Task Black	Arm	Standard black leather	B	C (com)	D	E (col)	F	G	L
------------------	-----	------------------------	---	---------	---	---------	---	---	---

<b>VERTE TASK</b>									
Multi-function 05-control, seat slider and black base/ribs	23A	1867.25	1867.25	1881.00	1895.30	1931.60	1988.25	2044.90	2239.60

22314 Task Black	Arm	Standard black leather	B	C (com)	D	E (col)	F	G	L
------------------	-----	------------------------	---	---------	---	---------	---	---	---

<b>VERTE TASK</b>									
Advanced synchro tilt 14-control w/ built-in seat slider, tilt lock and silver base/ribs	23A	1867.25	1867.25	1881.00	1895.30	1931.60	1988.25	2044.90	2239.60

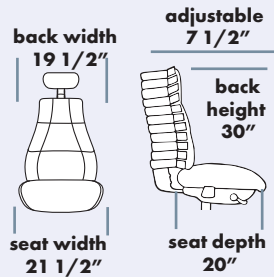
## SEAT SIZE OPTIONS

V10 Small 20-1/4 w x 18-1/2 d	35.75
V20 Medium 21-1/2 w x 20 d	Standard
V30 Large 22-1/2 w x 21 d	35.75

# VERTE 2200

## STANDARD FEATURES

- Accommodates up to 300lbs
- Meets CAL 117-2013
- Dual density seat foam
- 11 torsion spring loaded joints take an exact spine impression which can be locked in place
- Upholstered outback with black air knit fabric
- Black leather standard
- Standard seat height approx. range for model pictured (floor to top of seat): 18-3/4" to 22" (with 100mm cylinder)



Model 22114

**OPTIONS** No options or substitutions are available.



22005 ExecutiveSilver	Arm	Standard black leather	B	C (com)	D	E (col)	F	G	L
-----------------------	-----	---------------------------	---	------------	---	------------	---	---	---

<b>EXECUTIVE BACK W/ ADJUSTABLE HEADREST</b>	24A	1958.00	1958.00	1971.75	1986.05	2022.35	2079.00	2135.65	2330.35
Multi-function 05-control, seat slider and silver base/ribs									

22014 ExecutiveSilver	Arm	Standard black leather	B	C (com)	D	E (col)	F	G	L
-----------------------	-----	---------------------------	---	------------	---	------------	---	---	---

<b>EXECUTIVE BACK W/ ADJUSTABLE HEADREST</b>	24A	1958.00	1958.00	1971.75	1986.05	2022.35	2079.00	2135.65	2330.35
Advanced synchro tilt 14-control w/built-in seat slider, tilt lock and silver base/ribs									

22105 ExecutiveBlack	Arm	Standard black leather	B	C (com)	D	E (col)	F	G	L
----------------------	-----	---------------------------	---	------------	---	------------	---	---	---

<b>EXECUTIVE BACK W/ ADJUSTABLE HEADREST</b>	23A	1892.00	1892.00	1905.75	1920.05	1956.35	2013.00	2069.65	2264.35
Multi-function 05-control, seat slider and black base/rib									

22114 ExecutiveBlack	Arm	Standard black leather	B	C (com)	D	E (col)	F	G	L
----------------------	-----	---------------------------	---	------------	---	------------	---	---	---

<b>EXECUTIVE BACK W/ ADJUSTABLE HEADREST</b>	23A	1892.00	1892.00	1905.75	1920.05	1956.35	2013.00	2069.65	2264.35
Advanced synchro tilt 14-control w/built-in seat slider, tilt lock and black base/ribs									

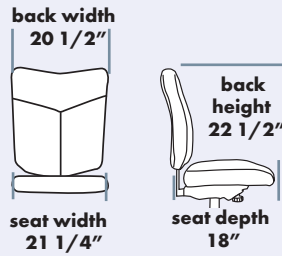
## SEAT SIZE OPTIONS

V10 Small 20-1/4 w x 18-1/2 d	35.75
V20 Medium 21-1/2 w x 20 d	Standard
V30 Large 22-1/2 w x 21 d	35.75

# WINK 390

## STANDARD FEATURES

- Accommodates up to 300lbs
- Meets CAL 117-2013
- 13B - 28" black nylon base
- 55mm dual wheeled, hooded casters
- Fully upholstered outback in black air knit
- Standard seat height approx. range for model pictured (floor to top of seat): 18-3/4" to 22" (with 100mm cylinder)



Model 39214

**OPTIONS** See pages 133-134 for additional options



### 3925 Task

#### MEDIUM BACK

Ratchet back, multi-function 05-control w/seat slider

Arm	B	C (com)	D	E (col)	F	G	L
-----	---	---------	---	---------	---	---	---

Armless 646.25 662.20 683.65 713.90 754.60 818.40 944.90

### 3928 Task

#### MEDIUM BACK

Ratchet back, multi-function 08-control w/built-in seat slider, knee tilt

Arm	B	C (com)	D	E (col)	F	G	L
-----	---	---------	---	---------	---	---	---

Armless 776.05 792.00 813.45 843.70 884.40 948.20 1074.70

### 39214 Task

#### MEDIUM BACK

Advanced synchro tilt control w/ built-in seat slider, tilt lock and ratchet back

Arm	B	C (com)	D	E (col)	F	G	L
-----	---	---------	---	---------	---	---	---

Armless 646.25 662.20 683.65 713.90 754.60 818.40 944.90

### NS392 Task

#### MEDIUM BACK

Enhanced task 07-control and ratchet back w/seat slider

Arm	B	C (com)	D	E (col)	F	G	L
-----	---	---------	---	---------	---	---	---

Armless 630.85 646.80 668.25 698.50 739.20 803.00 929.50



**01A**  
Fold away arm with vertical and horizontal adjustment. Standard with 10P arm pad.  
**143.00**



**18A**  
360 degree pivot, vertically and horizontally adjustable arm, standard with 10P arm pad.  
**104.50**



**23A**  
Forward angled, vertically and horizontally adjustable arm, standard with 10P arm pad.  
**94.05**



**25A**  
Vertical and horizontal adjustable "T" arm. Standard with 10P arm pad.  
**79.75**



**37A**  
4-way, multifunction, vertical and horizontal adjustment w/built in pad. Pads cannot be changed.  
**108.35**

## POPULAR OPTIONS

- 70P Extra thick, soft arm pad **11.00**
- 25F R Foam (memory foam) **50.05**
- 60L Air Lumbar **90.20**

# WINK 390

## STANDARD FEATURES

- Accommodates up to 300lbs
- Meets CAL 117-2013
- 13B - 28" black nylon base
- 55mm dual wheeled, hooded casters
- Fully upholstered outback in black air knit
- Standard seat height approx. range for model pictured (floor to top of seat): 18" to 21-1/2" (with 100mm cylinder)

back width  
20 1/2"



seat width  
21 1/4"

back height  
26"

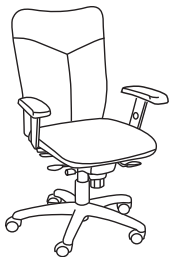


seat depth  
19"



Model 39314

**OPTIONS** See pages 133-134 for additional options



### 3935 Task

#### MANAGERS HIGH BACK

Ratchet back, multi-function 05-control w/seat slider

Arm	B	C (com)	D	E (col)	F	G	L
-----	---	---------	---	---------	---	---	---

Armless 671.00 686.95 708.40 738.65 779.35 843.15 969.65

### 3938 Task

#### MANAGERS HIGH BACK

Ratchet back, multi-function 08-control w/built-in seat slider, knee tilt

Arm	B	C (com)	D	E (col)	F	G	L
-----	---	---------	---	---------	---	---	---

Armless 800.80 816.75 838.20 868.45 909.15 972.95 1099.45

### 39314 Task

#### MANAGERS HIGH BACK

Advanced synchro tilt control w/ built-in seat slider, tilt lock and ratchet back

Arm	B	C (com)	D	E (col)	F	G	L
-----	---	---------	---	---------	---	---	---

Armless 671.00 686.95 708.40 738.65 779.35 843.15 969.65

### NS393 Task

#### MANAGERS HIGH BACK

Enhanced task 07-control and ratchet back w/seat slider

Arm	B	C (com)	D	E (col)	F	G	L
-----	---	---------	---	---------	---	---	---

Armless 655.60 671.55 693.00 723.25 763.95 827.75 954.25



#### 01A

Fold away arm with vertical and horizontal adjustment. Standard with 10P arm pad.

143.00



#### 18A

360 degree pivot, vertically and horizontally adjustable arm, standard with 10P arm pad.

104.50



#### 23A

Forward angled, vertically and horizontally adjustable arm, standard with 10P arm pad.

94.05



#### 25A

Vertical and horizontal adjustable "T" arm. Standard with 10P arm pad.

79.75



#### 37A

4-way, multifunction, vertical and horizontal adjustment w/built in pad. Pads cannot be changed.

108.35

## POPULAR OPTIONS

- 70P Extra thick, soft arm pad 11.00
- 25F R Foam (memory foam) 50.05
- 60L Air Lumbar 90.20

# WINK 390

## STANDARD FEATURES

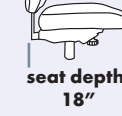
- Accommodates up to 300lbs
- Meets CAL 117-2013
- 13B - 28" black nylon base
- 55mm dual wheeled, hooded casters
- Fully upholstered outback in black air knit
- Standard seat height approx. range for model pictured (floor to top of seat): 18" to 21-1/2" (with 100mm cylinder)

back width  
20 1/2"



seat width  
21 1/4"

back height  
22 1/2"



seat depth  
18"



Model 380

**OPTIONS** No options or substitutions are available.



### 380 Conference

#### MEDIUM BACK

Mid-pivot swivel tilt 15-control with pneumatic lift & tilt lock dual action lever with 09A reverse "C" arm

Arm	B	C (com)	D	E (col)	F	G	L
09A	668.25	684.20	705.65	735.90	776.60	840.40	966.90



### 380-7 Conference

#### MEDIUM BACK

Swivel tilt 07-control with 09A reverse "C" arm

Arm	B	C (com)	D	E (col)	F	G	L
09A	624.80	640.75	662.20	692.45	733.15	796.95	923.45



## STANDARD FEATURES

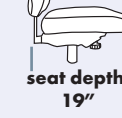
- Accommodates up to 300lbs
- Meets CAL 117-2013
- 13B - 28" black nylon base
- 55mm dual wheeled, hooded casters
- Fully upholstered outback in black air knit
- Standard seat height approx. range for model pictured (floor to top of seat): 17-3/4" to 21-1/4" (with 100mm cylinder)

back width  
20 1/2"



seat width  
21 1/4"

back height  
26"



seat depth  
19"



Model 390

**OPTIONS** No options or substitutions are available.



### 390 Conference

#### MANAGERS HIGH BACK

Mid-pivot swivel tilt 15-control with pneumatic lift & tilt lock dual action lever and 09A reverse "C" arm

Arm	B	C (com)	D	E (col)	F	G	L
09A	693.00	708.95	730.40	760.65	801.35	865.15	991.65



### 390-7 Conference

#### MANAGERS HIGH BACK

Swivel tilt 07-control with 09A reverse "C" arm

Arm	B	C (com)	D	E (col)	F	G	L
09A	649.55	665.50	686.95	717.20	757.90	821.70	948.20



# ABOUT RFM

For more than 40 years, RFM Seating has built a reputation for offering workplace seating that focuses on ergonomics, smart style and solid craftsmanship. Based in the Pacific Northwest, with additional distribution points in Lansing, KS and Santa Fe Springs, CA, RFM Seating offers chairs made to fit the individual with one of the largest selections of options available. All RFM products meet or exceed ANSI/BIFMA standards and are MAS Green Certified.

## CHAIR ERGONOMICS

A good chair may be the most important part of your workstation, because it affects your position more than just about anything else. An adjustable chair, allowing the user to customize the fit, is the better choice ergonomically than a fixed chair with no options. Besides sitting straight or slightly reclined, a user's lower back should be fully pressed up against and supported by the back of the chair. His feet should be flat on the floor, or on a footrest.

RFM can help to accommodate all of these features of ergonomics. In order to create a customized fit for the individual you need options. At RFM we offer 7 different cylinder sizes to create the correct seat height, 13 different control options, 14 different arm options to work with the needs of the individual and the workstation, and anywhere from 3 to 8 seat size options, depending on the model, to help ergonomically support the individual.

In addition all of our backs have 4 inches of adjustment to allow the lumbar support to be properly used. If that is not enough, we offer extended back bars to give an additional 4 inches of travel for a taller individual.

Our control options range from conference to fully ergonomic multifunction controls to fit the individual needs as well. Our multifunction controls have

independent seat and back angle adjustment paddles and have an infinite tilt adjustment that allows the individual to adjust the seat angle from 6-degree forward tilt to 12-degree rearward tilt.

The arm options we offer can be adjusted to fit the individual. Most arms have horizontal and vertical adjustment, but we take it further. We offer an arm option that folds away, one that can pivot 360 degrees, and a 4-way multifunction arm that pivots, adjusts forward and back, in and out, and up and down. We also offer a patented swing arm linkage that does just that. It swings 360 degrees, forward, back, in, and out.

Finally, we offer specialty options to make sure we can fit everyone. For the seats we offer tailbone cutouts, a seat slider, to add up to 2½ of seat depth, and the ability to cut down the seat width or depth to insure a perfect fit. Our seats are also available with Memory foam or dual density foam. For the backs we offer extra firm lumbar support, a thoracic ridge lumbar support, and an adjustable air lumbar support for the individual to be able to find the comfort zone.

With all of these options and customization RFM makes it easy to fit each individual. That is why we say RFM is a "Good Fit for Every Body."



# MAS GREEN CERTIFIED

## MAS Certified Green® Certificate of Compliance Low-Emitting Materials



Awarded to: **RFM SEATING OF HILLSBORO, OR**  
619 SW WOOD ST.; ZIP CODE: 97123

Category: Office Contract Furniture - Seating  
Cert. Scheme: VOC Emissions

Accredited Standards & Test Methods: ANSI/BIFMA x7.1-2011(R2021) Section 4.2.1 *office seating*  
ANSI/BIFMA e3-2019 Sections 7.6.1, 7.6.2 *office seating*

\*Conforms With: Criteria of MAS Certified Green® Program *low-emitting materials*  
LEED v4.1 ID+C, BD+C *low-emitting materials*  
CHPS 2019 Core Criteria 3.0 EQ C6.1.4 *administrative area & teacher seating*

Certified Products: Seating Series: Carmel, Essentials, Evergreen, Evolve, Fury, Internet, Link Guest, Manhattan, Metro, Monterey, Multi-Shift, Phoenix, Protask, Rainier, Ray, Sidekick, Sienna, Sierra, 5900 Stool, Tech, Trademark, Tuxedo, Verte, Wink.

Test Date: May 3, 2023 Report No.: 2300253R1 Certificate No.: MAS2300253



*Kevin Simpson*

Digitally signed by Kevin Simpson  
DN: cn=Kevin Simpson, o=A2LA,  
ou=Materials Analytical Services,  
LLC, ou=GA,  
email=ksimpson@a2la.net  
Date: 2023.05.04 14:11:38 -0400

Product Certifier, MAS Certified Green CT

Laboratory Testing by **Materials Analytical Services, LLC** - ISO/IEC 17025:2017 **Page 1 of 1**  
3<sup>rd</sup> Party Product Certification by **MAS Certified Green®** - ISO/IEC 17065:2012  
\*outside of A2LA accreditation scope

3945 Lakefield Ct. • Suwanee, Ga. • 770-866-3206 • <http://www.mascertifiedgreen.com/>

**Valid: May 2023 to May 2024**

# RFM PRODUCT WARRANTY

Effective December 1, 2023

RFM Seating products are engineered to provide many years of use under normal conditions when cared for properly. Normal conditions are defined as an office environment during a single shift consisting of 8-hour days, 5 days a week for a user weighing 300 pounds or less. Products manufactured by RFM carry the following limited lifetime warranties to the original purchaser:

**All ergonomic, task & conference chairs:** Lifetime warranty on cylinder, 12 years on all other parts.

**All Multi-Shift, MP, and 24/7 upgraded chairs:** 7 year warranty on all parts.

**All Big and Tall chairs:** Lifetime warranty on cylinder, 7 years on all other parts.

**All guest, lobby chairs:** Lifetime warranty on all steel frames, 5 years on all other components.

**Essentials chairs:** 5 years on all components.

## WARRANTIES EXCLUDE THE FOLLOWING:

- SEAT AND BACK FABRIC IS COVERED FOR 5 YEARS AND CROSS CHECK, FOUNDATION AND SYMPHONY CLASSIC WILL BE WARRANTED 3 YEARS ON 24/7 USE CHAIRS. ALL OTHER FABRICS ARE NOT WARRANTED FOR 24/7 USE.
- Any product, which has been repaired or altered by the customer.
- Any variation in color, grain, or texture of wood, leather, or fabric.
- Any incidental damage resulting from the neglect or inability to use RFM products properly with regular maintenance.
- Any normal wear and tear. The warranty is a protection from defects only.
- **Warranties are NOT transferable.**

To make claim under this warranty, the claim must be processed through the original dealer of purchase. The dealer will inspect for warranty qualifications and must obtain a return material authorization (RMA) number from RFM. RFM shall provide, at our option, parts, replacements or monetary adjustments. **Labor is not covered under warranty.** The warranties indicated above are the only warranties made by RFM and no other warranties expressed or implied are given on products manufactured by RFM.

The return of products will NOT be accepted without an RMA number issued by RFM Customer Service. All returned products must be protected to prevent damage in transit and shipped pre-paid. The warranty form can be found below.

# CARE AND MAINTENANCE

In order to enhance the longevity of your new RFM chair, it is important that you maintain your chair and keep in a clear work environment.

- 1. Casters:** Your casters do most of the work throughout the day and it is important that you clean them at least once a month. When using, especially on a hard floor or a chair mat, the casters will accumulate dirt and foreign particles on the wheel and especially between the wheels. You can use a solvent based cleaner and wipe clean. If you visually don't see debris, a canister of air will do the trick.
- 2. Hardware:** Over time bolts or other hardware can become loose. You should go through your chair and tighten all hardware twice a year. This will help to eliminate squeaks and ensure nothing is broken or damaged.

- 3. Lubrication:** As you can imagine, lubricating your control from time to time will be necessary. With all of the moving parts and the locking and unlocking of the different adjustments, a can of white lithium grease will be your best defense against squeaks and creeks. We have specific diagrams for each of our controls that we would be happy to email to you. Please call RFM Customer Service at 800.447.5542 and they will be happy to email, fax or US Mail you the instructions.

- 4. Clutch Plate adjustment:** Our controls are locked and released with the use of clutch plates. Over time with the constant adjusting of the seat the clutch plates can start to loosen and not hold as well. Part of maintaining your chair, you will need to tighten the clutch plates should they come loose and start

to slip. Please call customer service for adjustment instructions on how to do this.

- 5. Upholstery:** Vacuuming and a dry wipe down of your seat and back will help in keeping your upholstery fresh and clean. Spills on the fabric can be cleaned according to the fabric manufacturer's specific instructions usually located on the back of the fabric card or on their web site.

# WARRANTY REQUEST FORM

Fax to RFM Customer Service 800.734.6377 or email to [customerservice@rfmseating.com](mailto:customerservice@rfmseating.com)

## WHERE IS THE PROBLEM?

Please mark on the diagrams where the problem(s) is. Describe the problem for us:

---

---

---

---

---

---

---

---

---

---



## WE NEED SOME INFO:

(You can find the answers to these questions on your chair's seat tag located under the seat)

P.O.# \_\_\_\_\_  
Date \_\_\_\_\_  
Fabric \_\_\_\_\_

SO# \_\_\_\_\_  
Model # \_\_\_\_\_

## WE NEED A LITTLE MORE INFO:

Company \_\_\_\_\_  
Name \_\_\_\_\_ Phone \_\_\_\_\_  
SHIP TO Address \_\_\_\_\_  
City \_\_\_\_\_ State \_\_\_\_\_ Zip Code \_\_\_\_\_

**THANK YOU** for taking the time to let us know you have an issue with one of our chairs. We will take care of this for you immediately. We hope you have a great day!

# C.O.M. ORDER FORM

All RFM seating is available in customer's own material (C.O.M.) Each order must be accompanied by a copy of this form. Please provide a fabric sample with this form. Additional charges and instructions are listed on Customer's Own Material instruction page.

Mail purchase order with a copy of this form to:

**RFM**  
**Customer Service**  
**619 S.W. Wood St.**  
**Hillsboro, Oregon 97123**  
**Phone (800) 447-5542**  
**Fax (800) 734-6377**

DEALER NAME \_\_\_\_\_

ADDRESS \_\_\_\_\_

CITY \_\_\_\_\_ STATE \_\_\_\_\_ ZIP \_\_\_\_\_

TELEPHONE \_\_\_\_\_

CHAIR P.O.# \_\_\_\_\_

Place fabric will be shipped from:

CO. NAME \_\_\_\_\_

ADDRESS \_\_\_\_\_

CITY \_\_\_\_\_ STATE \_\_\_\_\_ ZIP \_\_\_\_\_

TOTAL YARDAGE \_\_\_\_\_

Quantity	Chair Style #	Fabric name and #
1		
2		
3		
4		

Attach fabric sample here in direction it should appear on chair.

## Shipping instructions

For all C.O.M. fabric call for ship to address.

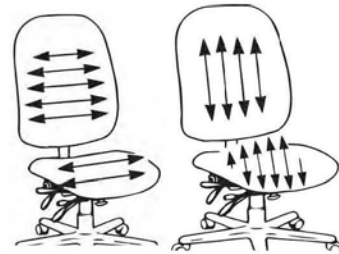
RFM Customer Service 619 S.W. Wood St. Hillsboro, OR 97123	RFM Customer Service 1213 136th St. Lansing, KS 66043
--	--

C.O.M. must be shipped PREPAID and must show the following:

- Customer's name,
- Customer's purchase order number,
- Fabric supplier's name,
- Fabric name & number.

Any missing information will cause shipment delays. RFM reserves the right to requote any C.O.M. fabric.

Check for fabric direction:



## Special instructions

# C.O.M. FABRIC UPCHARGE INSTRUCTIONS

Please call customer service for Customer's Own Material yardage requirements

## MATCHING UPCHARGE

There will be an upcharge for C.O.M. fabric requiring centering a pattern, matching a stripe or plaid.

### LIST PRICE

Metal Side/Guest Chairs,  
Executive Swivel & Task Chair

\$85.00

## MATCHING AND CENTERING FABRICS

For certain chair designs, because of the curvature or upholstery techniques, C.O.M. fabrics or vinyl can only be applied by blind-tacking or special handling. Striped and patterned C.O.M. fabrics if requiring matching or centering will require adjustments in yardage. (Special quotations upon request.)

**\*The C.O.M. order form must be used on all orders— no exceptions \***

C.O.M. material should be shipped PREPAID and marked with the following information:

- Dealer name and purchase order number
- Fabric pattern name and color
- Supplier's name, fabric name and color
- A sample of the fabric attached to the order
- The style numbers of the item in which the fabric is to be applied
- Special application instructions

# FABRIC OPTIONS

Not all fabrics shown. Call customer service for more information: 800.447.5542

MAYER Fabric		Fabric	Grade	Fabric	Grade	Fabric	Grade
Fabric	Grade	METAL STRIPS	G	FORM	F	RANCHERO	C
ACUCO	G	MILAGRO	G	FUNCTION	E	SCORE	G
ADLER	C	MIMIC	C	GATSBY	E	SHIFT	G
ALIGN	D	MIRA	D	HARPER	G	SILVERWEAVE	F
ANKARA	F	MOONSCAPE	D	KANTHA	G	SKETCH	F
ARC	F	MULTI CREPE	C	KENSINGTON	E	SONNET	F
BALI	D	NEXUS	D	LAVISH	E	SPARTAN	D
BASIC	B	NYLON-STAT	G	MALIBU	E	SPECIAL BLACK -	C
BEAUX	E	ODESSA	F	NIRVANA	G	SPECIAL BLACK - OXEN	C
BLUEPRINT	B	OPTIC 10	C	SAORI	G	SPECIAL BLACK - SIERRA	C
BOTANY	G	PARAGON	D	WEBSTER	G	SPECIAL BLACK -	C
BOTEH	COM	PATIO	D	XANADU	G	SPLENDOR	G
CASPIAN	E	PEBBLE BEACH	C			TRUSS	G
CIPHER	B	PLAZA	F	MAYER Coated		VECTOR	G
CODE	B	POLYGON	E	ALL SEASONS	E	VERONA	F
COLLAGE	G	PRISM 10	C	ANTIQUE	F	VINYL STAT - ESD	G
COMALAPA	G	PUNO	G	APOLLO SILICONE	G	VOYAGER	G
CONNECT	F	QUATTRO	C	ARCADE	G	ZEN	G
CONTINUUM 10	C	REFLECTOR	G	BALANCE	F	ZIP	E
COPA	C	REFUGE	F	BELMONT	G		
CROSS CHECK	C	RELATIVITY	G	BOLERO	G	MOMENTUM Fabric	
DELANO	D	RETRO	G	CARESSA	E	3D Grid	COM
DELMAR	D	RUMBA	C	CAROUSEL	G	Ace	E
DIVERT	C	SAMBA	D	CATWALK	F	Aldo	COM
DURAWEAVE 10	C	SCOUT	E	CHAPS	F	Amenity II	COM
ECHO	E	SEVILLE	D	CHEQUERS	F	Amuse	F
ELEVATION	F	SIGNS	COM	CIRQUE	F	Audubon	COM
ENGRAVE	D	SOLEIL	G	DANDE	F	Bandwidth II	G
EPHESUS	F	SPACER MESH	D	DISCOVERY	G	Bangle	D
EQUAL	C	SPOKES	G	DURANGO	E	Banter	COM
FEDORA	D	STATIC	G	EMPIRE SILICONE	COM	Beep	E
FIJI	C	STRATA	C	ESSENCE	F	Beta	F
FLAIR	D	SULA	COM	ETCH	E	Bloko	COM
FORTE	B	SYDNEY	C	FLORENTINO	E	Bobby	E
FOUNDATION 10	D	TANGO	D	GALA	G	Boheme	G
FRACTAL	F	THEORY 10	C	GALVESTON	F	Boom II	F
FRESCO	C	UTOPIA	E	ICON	F	Borders	COM
FURROW	B	VARIANT 10	C	IMPRINT	E	Boxcar	F
GEM	D	VENETIAN	COM	INTERLACE	F	Brink	G
GRAPH	B	VERTEX	F	JEKYLL & HYDE	F	Brisk	COM
GRAVITY	F	VILLA	F	KEY LARGO	E	Build	F
GRIDLINE	D	VINTAGE MOHAIR	COM	LINKS	F	Cairns	COM
HAARLEM	G	VOLANTE'	COM	LONGHORN	G	Camber	COM
HAVANA	D	WHIRLIGIG	G	LYRIC	E	Carlo	COM
HAVEN	E	WHIRLWIND	C	MATKA	F	Centric	COM
HEXAGON	E	WILSON	G	MATTER	G	Chipper	COM
HUIPIL	G	WOOL BOUCLE	COM	MAVERICK	E	Chromatic	G
INFINITY	F			MIDWAY	E	Civil	G
INTERLUDE	C	MAYER Crypton		MILANO	F	Clang	E
JIVE	D	ABBEY	E	MINGLE	F	Climb	COM
LABYRINTH	G	BORO	G	MODE	F	Coda	G
LANCASTER	D	CENTRIC	F	MOLECULE	G	Collect	F
LANDSCAPE	F	CHANNEL	D	NEO	F	Colorwheel	G
LARAMIE	B	COSMOPOLITAN	E	NICHE	G	Crespo	D
LEGACY	E	CRAZY QUILT	G	NOBLE	E	Croquet	F
LOOP	E	CURATOR	F	NOMAD	G	Crossing Colors	COM
LUMINARY	C	DARNING	G	OMEGA	F	Cube	COM
MANDALA	COM	EDITOR	F	OUTBACK	E	Culture	G
MARATHON	B	FANFARE	G	PALERMO	G	Current	E
MARMARA	F	FITZ	F	PROSPECT	E	Cutout	G

# FABRIC OPTIONS

Not all fabrics shown. Call customer service for more information: 800.447.5542

Fabric	Grade	Fabric	Grade	Fabric	Grade	Fabric	Grade
Dart	E	Ludwig	E	Starboard	F	Score	F
Dash	F	Mandala	G	Story	COM	Shuttle	F
Decode	C	Mapping Ideas	COM	Stroll	E	Smart Soft	E
Deka	E	Marcel	E	Strum	G	Solitaire	F
Drawing Lines	COM	Mello	E	Strut	F	Sport	F
Drift	COM	Mezzanine	G	Subdivide	COM	Synergy	F
Ebb	COM	Mikro	G	Sunny	G	Tag	F
Edison	COM	Nagoya	C	Swim	E	Tradition C-Zero	E
Ego	D	Nestle	D	Syntax	E	Trefoil	G
Embark	B	Nimble	COM	Tack	E	Trilogy	F
Epic	E	Nubble	F	Tactic	COM	Viva II	B
Essay	COM	Origin	B	Tech Weave	COM	Waver	F
Explore	COM	Otto	E	Tesla	COM		
Expo	D	Painting Strokes	COM	Tilt	G	<b>MOMENTUM Coated</b>	
Expression	G	Panorama	COM	Toggle	E	Acoustic	COM
Feltro	E	Pantheon	COM	Trapeze	C	Agora II	G
Fletcher	G	Parable	G	Trivia	COM	Anthology CV	G
Float	E	Parachute	F	Tufted	COM	Archer	COM
Flow	B	Paradiso	COM	Turin	C	Artisanal Epu	G
Flux	COM	Parenthesis	C	Uplift	D	Beeline Epu	G
Focal	D	Pax	COM	Via	E	Bravo II	G
Fold	COM	Perk	D	Vox	D	Canter Epu	E
Foundation	G	Photon	COM	Wander	F	Carson CV	D
Free	E	Phrase	G	Weaving Palettes	COM	Cashmere II	G
Fuse	B	Pierre	COM	Well Well Well	COM	Chime CV	G
Geo	E	Ping	D	Whim	G	Cotton CV	G
Glassworks	G	Pip	F	Why Why Why	COM	Cycle	G
Glide	G	Piper	F	Widget	D	Dexter Epu	F
Graph	C	Pique	D			Dome CV	F
Grid	B	Pixelate	F	<b>MOMENTUM Crypton</b>		Endurance Epu	F
Guideline	COM	Places Spaces Faces	COM	Acrobat	F	Eon Epu	G
Guild	D	Plan	F	Almanac	COM	Evo CV	F
Guru	E	Platform	G	Ascend	F	Fidget CV	G
Habit	E	Point	D	Byways	C	Follow CV	G
Hearsay	COM	Polka	COM	Caravan	E	Foray	G
Highline	COM	Pop UP	COM	Central	F	Frida CV	G
Hitch	F	Propel	COM	Channel	F	Groove Epu	G
Hop	G	Propensity II	B	Cover Cloth	F	Halo	COM
Hue	E	Proximity	COM	Crosswise	F	Hyde CV	F
Insight	B	Pursue	F	Docket	COM	Improv CV	F
Interim	COM	Quince	COM	Domain	G	Jackpot CV	G
Intermix II	B	Raft	COM	Etude	COM	Keeper CV	G
Iota	G	Revolve	COM	Faux Felt	F	Kindred	COM
Jitney	G	Ring	G	Faux MO	G	Lasanna CV	G
Jot	E	Rise	E	Flock	F	Lasso CV	G
Journal	COM	Rivet	D	Hobnob	F	Leafdot CV	G
Kinney	E	Rombu	COM	Infinity C-Zero	E	Leno	COM
Knack	E	Ronda	COM	Infusion	G	Linen CV	G
Lark	F	Rubato	F	Kayak	G	Mixer Epu	G
Lateral	G	Rush Hour	COM	Keynote	F	Mixology CV	F
Ledge	F	Sail	G	Kit	F	Mogul Epu	G
Lella	G	Scatter	C	Marathon C-Zero	C	Nifty	F
Lens	E	Scrabble	D	Millennium C-Zero	E	Note CV	F
Level	G	Site Line	COM	Oath	G	Poetic CV	F
Lina	COM	Sketching Air	COM	Odyssey C-Zero	E	Printwork Epu	G
Lineup	E	Skip	E	Overpass	G	Rein II	G
Lloyd	E	Slice	E	Phase	C	Ringer CV	G
Lore	COM	Small Talk	COM	Reverb	C	Row	G
Lucio	COM	Solace	F	Roster	COM	Sanya CV	F

# FABRIC OPTIONS

Not all fabrics shown. Call customer service for more information: 800.447.5542

Fabric	Grade	Fabric	Grade	Fabric	Grade	Fabric	Grade
Sensory CV	F	Whit Epu	G	Equinox	G	Moby	D
Sidestep	COM	Witzel CV	G	Euclid	E	Mod	COM
Silica	G	Yarnplay CV	G	Fast Lane	D	Modernist	COM
Silica Andy	COM	Zipped	COM	Feature	COM	Monhegan	G
Silica Arc	COM			Fenestra Too!	COM	Montage	F
Silica Bauble	COM	<b>STINSON Fabric</b>		Fidget	G	Multiply	COM
Silica Blend	G	Ace	E	Figment	G	Myth	COM
Silica Bracket	COM	Acrobat	COM	Finley	F	Nest	G
Silica Bubbler	COM	Adagio	F	Fleck	D	Network	G
Silica Checker	COM	Aero	E	Flex	D	New Hempstead	D
Silica Chopsticks	G	Alfresco	G	Flight	COM	Nimble	G
Silica Compass	COM	Alignment	G	Fractal	COM	Nova	F
Silica Cusp	COM	Anagram	G	Full Turn	COM	Nubbly	G
Silica Deflect	COM	Armature	COM	Furrows	E	Obscura	F
Silica Effloresce	COM	Artisan	E	Gesture	COM	Offset	COM
Silica Etc.	COM	Basket Too!	COM	Graph	F	Olivia	D
Silica Etch	G	Bass Line	G	Gravity	F	Outlander	E
Silica Excursion	COM	Batik	COM	Handwork	G	Pacifica	COM
Silica Fiona	COM	Baxter	F	Happy Tappy	COM	Paloma	E
Silica Flick	COM	Bespoke	F	Harrison - MB	F	Paradox	G
Silica Fresco	COM	Blip	D	Haven	G	Park Avenue	G
Silica Fritz	COM	Bliss	COM	Helix	COM	Penelope	F
Silica Gidget	COM	Bloom	COM	Hexie	COM	Pergola	F
Silica Hiatus	COM	Boomerang	COM	Hi-Fi	D	Perimeter	F
Silica Hoop	COM	Borderline	G	Highlands	E	Piccadilly	G
Silica Jig	COM	Breton	G	Highlight	E	Pinball	G
Silica Kip	COM	Brilliant	E	Hive	D	Polka	D
Silica Leather	G	Brixton	COM	Honeycomb	E	Posey	F
Silica Likely	COM	Broadband	COM	Hush	G	Posh	F
Silica Motive	G	Brushwork	G	I Spy	G	Power Grid	G
Silica Reach	COM	Bryant Park	D	Infinity Plush	COM	Prodigy	COM
Silica Roam	COM	Calibration	COM	Inked	COM	Profile	E
Silica Scout	COM	Cannon Beach	COM	Inside Track	E	Progression	G
Silica Spoke	COM	Catalina	G	Ishi	COM	Queue	G
Silica Strata	COM	Ceremony	G	Jambi Stripe Too!	G	Raquette	G
Silica Stride	COM	Charlotte	E	Jillian	D	Realm	F
Silica Suede	G	Cinema	COM	Kalahari	G	Retrograde	D
Silica Tao	COM	Color Block	COM	Kennebunk	G	Revolution	G
Silica Tech	G	Comeback	COM	Kinetic	G	Rhythm	COM
Silica Thatch	COM	Continuum	F	Kingsman	F	Riddle	E
Silica Today Here Now	COM	Converge	COM	Knot	G	Ritz	F
Silica Triad	G	Current	COM	Lateral	D	Roadmap	F
Silica Waltz	COM	Cush	E	Lexie	COM	Rubric	G
Silica Wifi	COM	Dart	E	Lifecycle	COM	Salinas	COM
Speakeasy CV	G	Deflection	G	Lift	COM	San Simeon	COM
Spunk CV	G	Detail	F	Lorelai - MB	F	Sarto	F
Tanner	F	Divvy	COM	Luster	G	Season	COM
Tradewinds CV	G	Donegal	F	Mandala	G	Sensor	COM
Tribeca CV	G	Drift	G	Mantra	COM	Sequence	E
Twill Epu	G	Drizzle	COM	Marquetry	G	Serene	COM
Vanguard CV	G	Duet	G	Maxwell	E	Shift	D
Vanish	G	Eddy	COM	Maze	COM	Shimmy	F
Velocity	G	Elderberry	COM	Menagerie	COM	Shuffle	COM
Whisp	G	Equator	COM	Migration	COM	Sideline	F



# FABRIC OPTIONS

Not all fabrics shown. Call customer service for more information: 800.447.5542

Fabric	Grade	Fabric	Grade	Fabric	Grade
Sleeping Bear Dunes	G	Cirque 2.0	G	Shantung 2.0	E
Splice	COM	Citadel 2.0	E	Sirocco	COM
Sprint	D	Clean Slate 2.0	F	Sleek 2.0	F
Square One	E	Colorguard 2.0	E	Smoothie 2.0	F
Squire	G	Connect 2.0	E	Spirit Millennium	E
Stellar	F	Core 2.0	E	Stat-Con	G
Steppe	COM	Criss Cross 2.0	F	Stitch in Time	E
Storyboard	COM	English Pub	F	Strand	F
Stuff	COM	Essential	D	Stride	F
Summit	G	Expressions	F	Tendrill 2.0	E
Sunburst	COM	Fizz 2.0	F	Tessuto / Tessuto 2.0	F
Supersilliness	COM	Flanders	F	Touchstone	F
Swipe	G	Frequency 2.0	G	Vector	G
Switchboard	F	Fuse 2.0	E	Walk the Line 2.0	COM
Swivel	COM	GeoMet	G	Weft	E
Sync	COM	Grand Sierra 2.0	E	Whisper 2.0	E
System	F	Grille 2.0	F	Ziggy 2.0	E
Tangram	G	Hopsack	F		
Thrive	COM	Kilkenny Tweed 2.0	E		
Tidbit	G	Kusari 2.0	F		
Torus	G	Lara	D		
Touch Base	F	Laredo	E		
Tranquility	G	Lattice	E		
Transcend	D	Level 2.0	G		
Traverse	COM	Loophole	G		
Tribeca	D	Lunaria	COM		
Trio	COM	Matrix	G		
Tuft	G	Meteor	COM		
Twiggy	F	Mica 2.0	F		
Vanish	COM	Moccasin 2.0	E		
Vapor	COM	Montana 2.0	E		
Voltage	COM	Natural World 2.0	COM		
Whirl	COM	Naugaleather	F		
Wish	COM	Naugasoft	E		
Zanzibar	COM	Nishiki 2.0	F		
Zoom	G	Orbit 2.0	F		
		Overlay	G		
<b>STINSON Coated</b>		Oxford 2.0	E	<b>Teknit Mesh</b>	
Alamo	D	Patriot Plus II 2.0	E	<b>Bleach cleanable</b>	
Amplify	D	Ping Pong	COM	Monarch Blue	BC2
Arbor	G	Pod	COM	Smoke	BC3
Ardent	E	Polygon	COM	Cappuccino	BC7
Avant	E	Promenade 2.0	G	Dark Crimson	BC10
Bandwidth	COM	Raffia 2.0	G	Xanadu	BC12
Bistro	E	Rally	E	Wine	BC39
Box Chain	E	Rialto	E		
Budget Black	C	Rogue II	E	<b>Standard Mesh</b>	
Burkshire	F	Round Trip	COM	White	M01
Carlisle	F	Route	E	Silver	M02
Casablanca 2.0	COM	Satchel	F	Charcoal	M03
Cassidy 2.0	E	Scout 2.0	F	Red	M04
Channel 2.0	F	Script 2.0	F	Azure/Blue	M05
Chroma	G	Sentry - HC 2.0	E	Cappuccino/Tan	M06

# CONTROL OPTIONS

**CONTROL 01**  
Swivel task

2" adjustment

**CONTROL 03**  
Tri-Action

18° +/- 2°  
7° +/- 1°  
0° +/- 1°

**CONTROL 04**  
Multi-function

18° +/- 2°  
14° +/- 1°  
-3° +/- 1°

**CONTROL 05**  
Ratchet Back, Multi-Function

17° +/- 2°  
14° +/- 1°  
-3° +/- 1°

**CONTROL 06**  
Balance-Syncro

19° +/- 2°  
10° +/- 1°  
-7° +/- 1°

**CONTROL 07**  
Swivel Tilter

12° +/- 2°  
18° +/- 1°  
2° +/- 1°

**CONTROL 08**  
Knee Tilt, Ratchet Back, Multi-Function w/ built-in seat slider

15° +/- 2°  
17° +/- 2°  
-3° +/- 2°

**CONTROL 14**  
Forward Pivot Syncro w/ built-in seat slider

19° +/- 2°  
13° +/- 1°  
1° +/- 1°

**CONTROL NS**  
Ratchet back, Enhanced Task

12° +/- 2°  
18° +/- 1°  
2° +/- 1°

**A TENSION KNOB**  
Turn clockwise to increase tension, turn counter-clockwise to decrease tension.

**B SEAT SLIDER**  
Pull lever, push seat to desired depth and release lever to lock. Locks in 5 positions over 2".

**C BACK REST POSITION ADJUSTMENT**  
Loosen hand wheel (do not remove), and slide back to desired position, then re-tighten hand wheel.

**D BACK ANGLE ADJUSTMENT**  
While seated, pull paddle up, when desired angle found, push paddle down to lock. Back Free floats in the paddle up position.

**F PNEUMATIC HEIGHT ADJUSTMENT**  
To lower, lift paddle while seated. To raise, lift paddle with your weight off seat.

**G SYNCHRO TILT**  
Turn the knob clockwise to lock backrest in position. To unlock, turn the knob counter-clockwise and lean back on the chair to release the anti-kickback mechanism.

**H BACK HEIGHT ADJUSTMENT**  
Turn knob counter-clockwise to loosen, lift or lower chair back to desired position and re-tighten. Critical lumbar curve positioning.

# CONTROL OPTIONS

## I INFINITE SEAT ANGLE ADJUST WITH 3 DEGREE FORWARD TILT

To change seat angle, pull paddle up while seated, push paddle down to lock when desired angle is achieved. Seat can rock.

## J INFINITE POSITION TILT LOCK

To lock chair in position, push paddle down. To allow free rocking movement, pull paddle up.

## K RATCHET BACK HEIGHT ADJUSTMENT

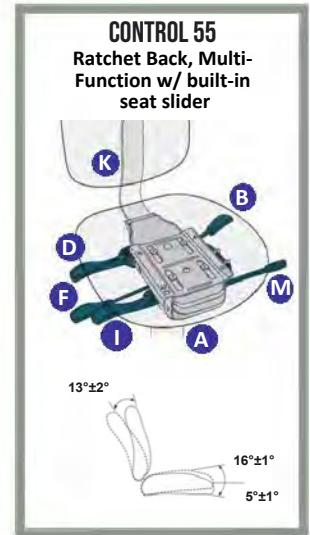
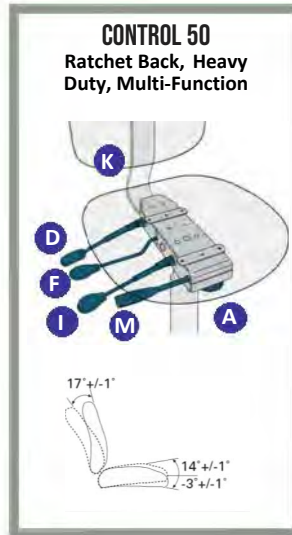
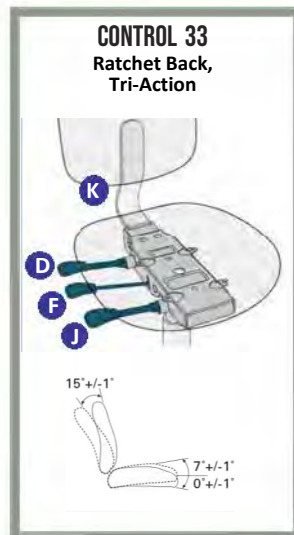
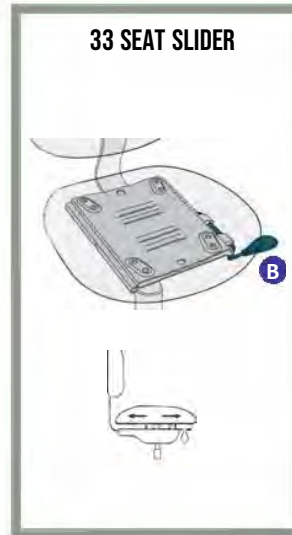
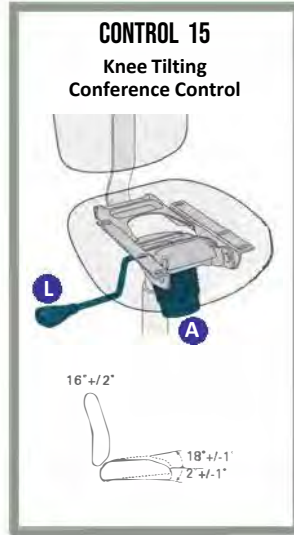
Simply lift back to desired position and back locks automatically. To release and reset back position, lift back completely, then allow back to fall to bottom reset position.

## L PNEUMATIC ADJUSTMENT/ TILT ROCK LOCK

Adjust to raise or lower seat (See F). The lever pushes in towards control to lock in the neutral position. Pull lever out to rock free.

## M INFINITE TILT/ LOCK SCREW

Turn screw paddle to adjust seat tilt. Screw paddle system eliminates tilt slippage.



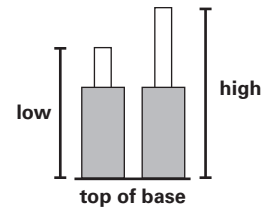
# SEAT HEIGHT CHART

In order to determine the height of a seat, you need to do the following calculation:  
 seat thickness + the control + the cylinder + the base for your chosen chair model.

EXAMPLE: 14314	CASTER HEIGHT	BASE HEIGHT	CONTROL THICKNESS	SLIDER THICKNESS	SEAT THICKNESS	TOTAL HEIGHT
HIGH	2.69	11.50	3.19		3.50	20.88
LOW		8.50				17.88



seat thickness  
 control thickness  
 base/cylinder height  
 caster height



CASTER MEASUREMENTS	DESCRIPTION	OPTION	HEIGHT
*STANDARD ON 13B & 18B	55MM	*	2.50
	55MM HARD FLOOR	30C	2.50
*STANDARD ON 16FR & 17B	60MM	*	2.69
	60MM HARD FLOOR	30C	2.69
*STANDARD ON 15B & 22B	60MM CHROME	*	2.50
*STANDARD ON 24/7 & BT	70MM HEAVY DUTY	*911C	3.13
	70MM HEAVY DUTY HARD FLOOR	911C-30C	3.13
	50MM REVERSE BRAKING, HARD FLOOR	20C	2.38
	50MM BRAKING	21C	2.31
	50MM BRAKING, HARD FLOOR	31C-30C	2.38
	50MM ESD, HARD FLOOR	ESD	2.31
	75MM SKATE WHEEL, HARD FLOOR	99C	3.75
	GLIDE	32C	2.31

CYLINDER + BASE MEASUREMENTS		65MM	70MM	100MM	1101	140MM	175MM	200MM	270MM
<b>13B – BLACK NYLON</b> STANDARD ON CARMEL, INTERNET, MANHATTAN, PROTASK, RAINIER, RAY, SIENNA, TUXEDO, VERTE MODELS (IN BLACK) & WINK	H	10.00	11.00	12.50	N/A	16.25	18.13	22.75	27.75
	L	7.25	8.50	9.00	N/A	11.25	12.50	15.75	18.00
<b>15B – POLISHED ALUMINUM</b> STANDARD ON 842CH & 843CH; SILVER POWDER COAT VERSION IS STANDARD ON SILVER VERTE MODELS	H	9.75	10.75	12.25	N/A	16.00	17.88	22.50	27.50
	L	7.00	8.25	8.75	N/A	11.00	12.25	15.50	17.75
<b>16B - FIXED CHROME FOOTRING BASE (16FR)</b>	H	N/A	N/A	15.50	N/A	19.25	21.13	25.75	N/A
	L	N/A	N/A	12.00	N/A	14.25	15.50	18.75	N/A
<b>17B - HIGH HUB</b> STANDARD ON EVOLVE, PHOENIX, TECH & TRADEMARK	H	11.25	12.25	13.88	11.50	17.50	19.50	24.00	29.00
	L	8.50	9.75	10.38	8.50	12.50	13.88	17.00	19.25
<b>18B – LOW PROFILE BASE</b>	H	N/A	N/A	11.25	N/A	15.00	16.88	21.50	26.50
	L	N/A	N/A	7.75	N/A	10.00	11.25	14.50	16.75
<b>19B – JURY BASE</b>	H	13.25	14.25	15.88	N/A	19.50	21.50	26.00	31.00
	L	10.50	11.75	12.38	N/A	14.50	15.88	19.00	21.25
<b>22B – POLISHED ALUMINUM HIGH HUB</b> STANDARD ON 151CH, 152CH, 153CH, 154CH, 241CH, 243CH, 143CH, 144CH, 251CH & 253CH	H	11.25	12.25	13.88	11.50	17.50	19.50	24.00	29.00
	L	8.50	9.75	10.38	8.50	12.50	13.88	17.00	19.25
<b>27B – HEAVY DUTY BLACK NYLON</b> STANDARD ON 24/7, BT, BARIATRIC, MP & MULTI-SHIFT	H	10.00	11.00	12.50	N/A	16.25	18.13	22.75	27.75
	L	7.25	8.50	9.00	N/A	11.25	12.50	15.75	18.00
<b>28B – BLACK REINFORCED ALUMINUM</b>	H	9.75	10.75	12.25	N/A	16.00	17.88	22.50	27.50
	L	7.00	8.25	8.75	N/A	11.00	12.25	15.50	17.75

<b>CONTROL MEASUREMENTS</b>	<b>THICKNESS</b>
01 CONTROL – Swivel task, pneumatic, back slide adjust	0.94
03 CONTROL – Tri-action, back height adjustment with knob	2.94
04 CONTROL – Multi-function, back height adjustment with knob	2.44
05 CONTROL – Multi-function, ratchet back	2.56
06 CONTROL – Balance synchro	2.44
07 CONTROL – Swivel tilt (NS)	2.38
08 CONTROL – 3° knee tilt, multi-function, ratchet back, built in seat slider	3.63
14 CONTROL – Forward pivot Synchro, ratchet back, built in seat slider	3.19
15 CONTROL – Knee tilt, conference	2.06
22 CONTROL – Pneumatic only (foot stool)	0.81
33 CONTROL – Tri-action, ratchet back	3.00
50 CONTROL – heavy duty, multi-function, ratchet back	2.56
51 CONTROL – heavy duty multi-function, ratchet back, extended pneumatic paddle	2.56
55 CONTROL – Multi-function w/ ratchet back, built in seat slider	3.00
80 CONTROL – 0° knee tilt, multi-function, ratchet back, built in seat slider	3.63
SEAT SLIDER	1.19

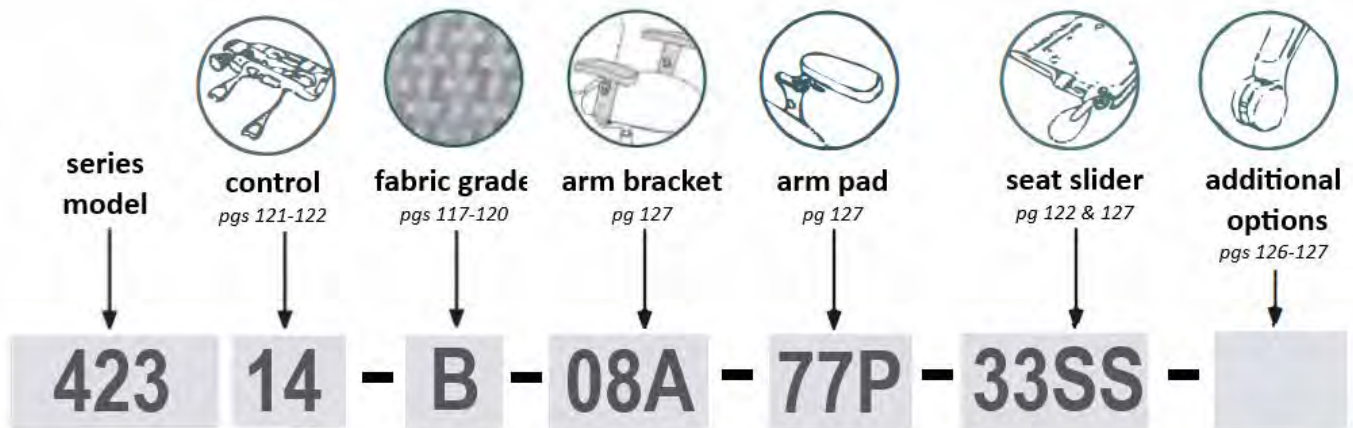
<b>SEAT MEASUREMENTS</b>	<b>THICKNESS</b>
1100, 1200 & 1300 TRACTOR SEATS	4.50
1500 & 1600 TRACTOR SEATS	4.50
1900 MOLDED FOAM TRACTOR SEAT	3.50
BT MODELS	4.75
CARMEL – 8200 SERIES	3.75
EVOLVE – 1500 SERIES	3.50
INTERNET – 4800 SERIES	3.75
MANHATTAN – 6900 SERIES	4.00
MESH SEATS 165, 166 & 167	4.00
METRO – 2000 SERIES	4.75
MP 400# OR 500# MODELS	5.75
MP 350# MODELS	5.00
MULTI-SHIFT – 9800 SERIES	4.00
PHOENIX – 2400 SERIES	4.00
PROTASK – 5800 SERIES	3.75
RAINIER – 3600 SERIES	3.75
RAY – 4200 SERIES	3.75
SIENNA – 8400 SERIES	4.00
SIERRA – 8500 SERIES	5.75
TECH – 1400 SERIES	3.75
TRADEMARK – 2500 SERIES	4.00
TUXEDO – 4500 SERIES	4.00
VERTE – 2200 SERIES	4.00
WINK – 3900 SERIES	4.00

# HOW TO ORDER

Once you've selected the chair you want to purchase, it's time to place your order. Our ordering system is based on a sequence of numbers that communicates to us the exact chair you would like. Use the outline shown below to assist you through this process. For additional assistance call us at **800-447-5542**.



**Use this sequence for designating your choices when ordering:**



# HOW TO CONTACT US

**At RFM we take pride in our products and our customers who choose them, therefore we are here to assist you in any way we can.**

## ON THE WEB

[www.rfmseating.com](http://www.rfmseating.com)

## EMAIL

[customerservice@rfmseating.com](mailto:customerservice@rfmseating.com)

## CUSTOMER SERVICE PHONE

800.447.5542

7am - 3:30pm (Pacific Standard Time)

## CUSTOMER SERVICE FAX

800.734.6377

## MAILING ADDRESS

619 SW Wood St., Hillsboro, OR 97123

# SPECIALTY OPTIONS

Please call Customer Service at 800-447-5542 for off the chair pricing.

## Logo options

### 63 CUSTOM LOGO EMBROIDERY

Want to make a memorable statement about your organization? RFM offers customized logo embroidery—a unique way to reinforce the branding of your company.

The RFM Custom embroidered logo program is available on select models of our chairs including the Trademark 2500 series and the Tuxedo 4500 series.

Questions? – For all orders, please call Marlene Reischman at 800 447-5542 for pricing and delivery information. Custom logo chair orders require additional lead-time to produce.

All Custom Logo orders require the following information:

- Digital image emailed to: mreischman@rfmseating.com
- Accepted file formats are jpeg, eps, tiff, psd, embroidery file formats.
- New embroidery will require a one-time net set up fee as well as a list cost per logo, per chair.
- Pricing is based on size, stitch count and thread colors



[Click here to fill out Logo Placement Form.](#)

### 63 MESH LOGO

RFM also offers a sublimation printing option on select mesh models — another creative way to customize your seating.

Notes and Restrictions:

- High resolution file (vector is preferred) emailed to: mreischman@rfmseating.com
- Only available on standard mesh colors, logo must be DARKER than the mesh color. (White, Silver, and Tan work the best.)
- Standard sublimation print logo size is 8" X 8".
- No set up fee
- 4 week lead time

**TASK** \$ 55.00 \*price includes mesh color

**GUEST** \$ 44.00 \*price includes mesh color

## Cut-out seat options



**35TBV** Visible tail-bone cut-out (not available on all seats) **86.35**

**35TBH** Hidden tail-bone cut-out (no restrictions) **86.35**

**34CRCO** Court reporter cut-out (Meridian fabric only) **86.35**

## Seat foam options Not available on the 1900 seat.

**25F** RFoam (memory foam) **50.05**

**26F** Dual density foam **29.15**

**88F** Flat seat foam **26.40**

**89F** Pommel seat foam **66.55**

## Custom seat sizing options

Cutting down seat width or depth **47.30**

Arm relocation **47.30**

## Foot rings

**37FR** Adjustable height twist footring **77.00**

**16FR** Footring base w/60mm no hood caster (only available with 175mm and 200mm cylinder) **77.00**



## Beading

**58BD** Beading - Protective edge guard (may be required when using vinyl, leather or teknit upholstery) **33.00**

## Back bars

**41BB** Shorter Back Bar (Specify Length) **23.65**

**14BB** Longer Back Bar (4" longer) **14.30**

## Lumbar options



**59L** Comfort cut out **55.00**

**60L** Air lumbar **90.20**

**61L** Extra firm lumbar **17.05**

**64L** Thoracic Ridge **50.05**

**68L** Air Lumbar and Air Thoracic **90.20**

**70L** AirThoracic **143.55**

*(68L & 70L not available on all models - 64L, 68L & 70L not available on medium backs)*










## Headrest options

**65HR** Articulating headrest **254.10**



# STANDARD OPTIONS

Please call Customer Service at 800-447-5542 for off the chair pricing.

## Straight arm options

	<b>01A</b> Fold away arm with vertical and horizontal adjustment and standard 10 pad	<b>143.00</b>
	<b>04A</b> Swing arm with vertical and horizontal adjustment and standard 10 pad	<b>196.90</b>
	<b>08A</b> 3 position pivot, vertically and horizontally adjustable arm with standard 10 pad	<b>91.85</b>
	<b>12A</b> Vertical and horizontal adjustable "T" arm with knob and standard 10 pad	<b>99.00</b>
	<b>18A</b> 360 degree pivot, vertically and horizontally adjustable arm with standard 10 pad	<b>104.50</b>
	<b>23A</b> Forward angled vertically and horizontally adjustable arm with 10 pad	<b>94.05</b>
	<b>24A</b> Chrome forward angled vertically and horizontally adjustable arm with 10 pad	<b>110.55</b>
	<b>25A</b> Vertical and horizontal adjustable "T" arm with standard 10 pad	<b>79.75</b>
	<b>37A</b> 4-way, multifunction, vertical and horizontal adjustment w/pad. Pads cannot be changed.	<b>108.35</b>

## Loop arm options

	<b>03A</b> Loop arm with vertical and horizontal adjustment	<b>170.50</b>
	<b>09A</b> Reverse C ( <i>non-adjustable</i> )	<b>106.70</b>
	<b>30A</b> Polished aluminum arms ( <i>not available on all models</i> )	<b>152.90</b>


## Spacers and accessories

<b>29SP</b>	Arm width reduction (1" total) <i>(Not available on 37A)</i>	<b>29.15</b>
<b>98SP</b>	Arm height reduction (1" total)	<b>41.25</b>
<b>99SP</b>	Arm height riser (1" total)	<b>34.65</b>
<b>117A</b>	Lever adjustable in/out arm bracket	<b>13.20</b>

## Seat slider

<b>33SS</b>	Seat slider 2" travel	<b>33.00</b>
-------------	-----------------------	--------------

## Arm pad options

	<b>10P</b> Standard Fuse pad	<b>N/C</b>
	<b>22P</b> 3/4" low profile soft pad	<b>63.80</b>
	<b>44P</b> 2" high soft pad	<b>63.80</b>
	<b>45P</b> 2" high soft flame retardant kidney shaped pad with beading	<b>63.80</b>
	<b>46P</b> D-shape pad	<b>55.00</b>
	<b>66P</b> 2" Footprint UPH pad	<b>63.80</b>
	<b>70P</b> Extra thick, soft urethane pad	<b>11.00</b>
	<b>77P</b> Soft Gel Pad	<b>63.80</b>
	<b>78P</b> Extra soft eclipse pad	<b>N/C</b>
	<b>80P</b> Diamond textured, durable soft-touch urethane pad	<b>N/C</b>


*22P, 44P, 45P, 46P, & 66P are standard in black leather. If specified, they can match chair fabric at no additional cost.*

## Cylinders

For specific measurements, please see pages 130-131

	<b>65mm</b>	<b>N/C</b>
	<b>70mm</b>	<b>N/C</b>
	<b>100mm</b>	<b>N/C</b>
	<b>140mm</b>	<b>N/C</b>
	<b>175mm</b>	<b>26.40</b>
	<b>200mm</b>	<b>26.40</b>
	<b>270mm</b>	<b>26.40</b>

## Bases

	<b>13B</b> 28" black nylon base	<b>N/C</b>
	<b>15B</b> Polished aluminum base with 60mm chrome casters	<b>50.05</b>
	<b>17B</b> 28" black nylon, high hub base	<b>N/C</b>
	<b>18B</b> Low profile base <i>(not available w/ 65mm or 70mm cylinder)</i>	<b>34.65</b>
	<b>22B</b> Polished aluminum, high hub base with 60mm chrome casters	<b>50.05</b>
	<b>27B</b> 28" Black nylon, heavy duty reinforced Base	<b>47.85</b>
	<b>28B</b> 28" Aluminum Reinforced Base - Black finish	<b>63.80</b>

## Casters

	<b>20C</b> Hardfloor reverse braking casters <i>(brakes when seated)</i>	<b>56.65</b>
	<b>21C</b> Braking casters <i>(brakes when seat is empty)</i>	<b>19.80</b>
	<b>30C</b> Hard floor casters	<b>18.70</b>
	<b>31C</b> Hard floor braking casters	<b>37.40</b>
	<b>32C</b> Glides	<b>18.70</b>
	<b>99C</b> Hard floor 75mm skate wheel industrial casters	<b>41.25</b>
	<b>911C</b> 70 mm Heavy Duty Casters	<b>30.25</b>